

LOGO HERE

SAFETY STATEMENT

ABC Company

Address Line 1

Address Line 2

PREVIEW

Revision number	Date	Document owner	Approved by	Page number
01	xx/xx/xx	Manager 1	Manager 2	1

Contents

- PART 1 Company Statement
- 1.1 Application
 - 1.2 Objectives of the Safety Statement
 - 1.3 Company Safety Statement
 - 1.4 Policy
 - 1.5 Revisions
- PART 2 Duties and Responsibilities
- 2.1 Management control
 - 2.2 Manager 2
 - 2.3 Foreman (where appointed)
 - 2.4 Supervisors
 - 2.5 Employees
 - 2.6 Contractors
- PART 3 Arrangements for Safe Working
- 3.1 Resources
 - 3.2 Safety Induction
 - 3.3 Training
 - 3.4 Safety Consultation
 - 3.5 Safety Representation
 - 3.6 First Aid
 - 3.7 Reporting of Accidents, Diseases and Dangerous Occurrences
 - 3.8 Welfare Facilities
 - 3.9 Personal Protective Equipment
 - 3.10 Permit to Work Systems
 - 3.11 Smoking Policy
 - 3.12 Drugs and Alcohol Policy
 - 3.13 Bullying Policy
 - 3.14 Young and Inexperienced Workers Policy
- PART 4 Hazard Identification and Control Measures
- 4.1 Hazard Inspections
 - 4.2 Fire
 - 4.3 Access and Egress
 - 4.4 Housekeeping
 - 4.5 Manual Handling
 - 4.6 Electricity
 - 4.7 Offices

Revision number	Date	Document owner	Approved by	Page number
01	xx/xx/xx	Manager 1	Manager 2	2

- 4.8 Visual Display Units
- 4.9 Brick and Block laying
- 4.10 Hazardous Substances
- 4.11 General Site Work
- 4.12 Abrasive wheels
- 4.13 Scaffold
- 4.14 Work at height
- 4.15 Company Vehicles
- 4.16 Ladders
- 4.17 Mobile Elevated Working Platforms
- 4.18 Con Saws
- 4.19 Cement
- 4.20 Pneumatic tools
- 4.21 Domestic Works

PART 5 Annual Report

PART 6 Staff Sign Off

PART 7 Appendix

- Accident Report Form
- Safety Inspection sheet
- Staff Suggestion form
- Template Method Statement for Clients

PART 8 Related Policies

- Environmental Policy
- Equality Policy

Disclaimer.

This Statement has been prepared with the assistance of www.safety-statements.ie no liability may attach to www.safety-statements.ie arising out of any element of the contents of this statement. It is accepted that Manager 2 is responsible for ensuring the contents adequately reflect the activities of the business.

Revision number	Date	Document owner	Approved by	Page number
01	xx/xx/xx	Manager 1	Manager 2	3

1.1 APPLICATION

This Safety Statement has been developed to assist ABC Company comply with relevant H&S standards and to ensure that clients are fully aware of ABC Company' commitment to high standards in H&S.

1.2 OBJECTIVES OF THE SAFETY STATEMENT

To provide a reference for the policies and procedures used in house and at any Client sites. It is also used to assess and audit the levels of health and safety being achieved.

To provide evidence that the policies and procedures to ensure health and safety objectives are met and have been thought out and documented in order to help those who must execute them.

To provide a control document to record the pertinent changes to the Company Safety Statement, which become necessary due to the changing business environment.

To help identify training requirements that needs to be fulfilled in order to generate suitably qualified personnel to carry out the policies and procedures contained within the document.

To provide assurance that compliance with legal requirements for health and safety are being met or exceeded.

Revision number	Date	Document owner	Approved by	Page number
01	xx/xx/xx	Manager 1	Manager 2	4

1.3 COMPANY SAFETY STATEMENT

The general Statement on this page sets out the Safety Policy of ABC Company.

It is this Company's intention that its work will be carried out in accordance with:

- ✓ The relevant statutory provisions of the Safety, Health & Welfare at Work Act 2005
- ✓ The Safety, Health & Welfare at Work General Application Regulations 2007 (and all other regulations made under the 2005 Act that may be relevant to ABC Company)
- ✓ The Construction Regulations 2013

Where we are engaged on Domestic Works and we are not aware of a Project Supervisor being appointed, we will advise the Client under Regulation 6 of the 2013 Construction Regulations, of their duty to do so and will follow the directions of whoever is appointed as the Project supervisor.

All reasonable practicable measures will be taken to minimise risk to employees or others who may be affected by company activities.

ABC Company have appointed Manager 1 as having responsibility for managing Health, Safety & Welfare, on site. Reference should be made to Manager 1, in the event of any difficulty arising in the implementation of this policy. Manager 2 has ultimate responsibility for ensuring that the provisions of this Safety Statement are implemented.

The Success of the policy will depend on the co-operation of all employees. It is therefore important that you acquaint yourself with all areas of the Safety Statement. You should ensure that you understand your role and the overall arrangements for Health & Safety within the Company and within your individual area. You should also be aware that you have an obligation to take care of your own safety and that of others that might be affected by your actions.

Signed: _____
Manager 2

Date: _____

Revision number	Date	Document owner	Approved by	Page number
01	xx/xx/xx	Manager 1	Manager 2	5

1.4 Policy Statement:

Manager 2 is committed to, protecting the Safety, Health and Welfare of all employees at work, avoiding product loss, preventing property damage and ensuring its processes will not damage the environment. All reasonable and practicable steps to protect members of the public who may be affected either directly or indirectly by its activities will be followed.

All reasonable and practicable steps shall be taken through occupational risk assessment to ensure that workplace conditions, practices and procedures are safe and in compliance with relevant safety, health and welfare legislation.

It is our policy when purchasing raw materials, making process alterations, altering (by approval) existing equipment or changing a system of work; to study each proposed change to ensure that it is safe in so far as reasonably practicable.

All employees shall be adequately trained, supervised and equipped to carry out their duties and responsibilities in a safe manner, with all operating procedures clearly outlined. All employees will have access to the company's safety statement and should ensure that they are familiar with its content.

Where necessary employees shall be provided with suitable protective clothing, equipment and training where hazards cannot be eliminated using all reasonable practicable steps.

Accidents/incidents reported shall be investigated by Manager 1 to determine the corrective action necessary to prevent recurrence.

This statement shall be revised as often as is necessitated by changes in legislation or the addition of new processes and equipment and all resources shall be provided to ensure its full implementation.

Revision number	Date	Document owner	Approved by	Page number
01	xx/xx/xx	Manager 1	Manager 2	6

1.5 Revision to the Safety Statement

The table below is a record of all revisions made to the safety Statement

Revision number	Date	Section revised	Revised by	Authorised by
01	xx/xx/xx	All –New doc.	Manager 1	Manager 2



LOGO HERE

ABC Company
Safety Statement

STRUCTURE FOR HEALTH AND SAFETY

PART 2

PREVIEW

Revision number	Date	Document owner	Approved by	Page number
01	xx/xx/xx	Manager 1	Manager 2	8

2.1 MANAGEMENT CONTROL SYSTEM

ABC Company are a company working in the area of General Construction. The company's employees operate an average of 8:30 AM to 5:00 PM. This is dependent on work schedules and available light. During Winter hours we occasionally start work at 7:00.

The objective of the Safety Management System is to satisfy our legal responsibilities and to exercise greater control of health and safety within our organisation, to protect people and control the business.

Management points that may be measured:

1. Workplace safety and housekeeping inspections
2. Staff suggestions and query forms
3. Induction and ongoing training
 - 3.1. First aid – as necessary
 - 3.2. Manual Handling – as necessary
 - 3.3. Safe Pass training
 - 3.4. Other Skills cards as per need.
4. Safety critical equipment maintenance records
 - 4.1. Vehicles
 - 4.2. Fire extinguishers
5. Fire drill records
6. Risk assessments
 - 6.1. Initial assessments from xx/xx/xx
 - 6.2. Annual reviews after xx/xx/xx
7. Monthly Safety review
 - 7.1. Minutes
 - 7.2. Action points
 - 7.3. Outstanding issues resolved
8. Safety Statement
 - 8.1. Implementation on xx/xx/xx
 - 8.2. Annual reviews after xx/xx/xx
9. Annual report

Records of all of the above points will be held within a Safety Management Folder. This folder is maintained by Manager 1.

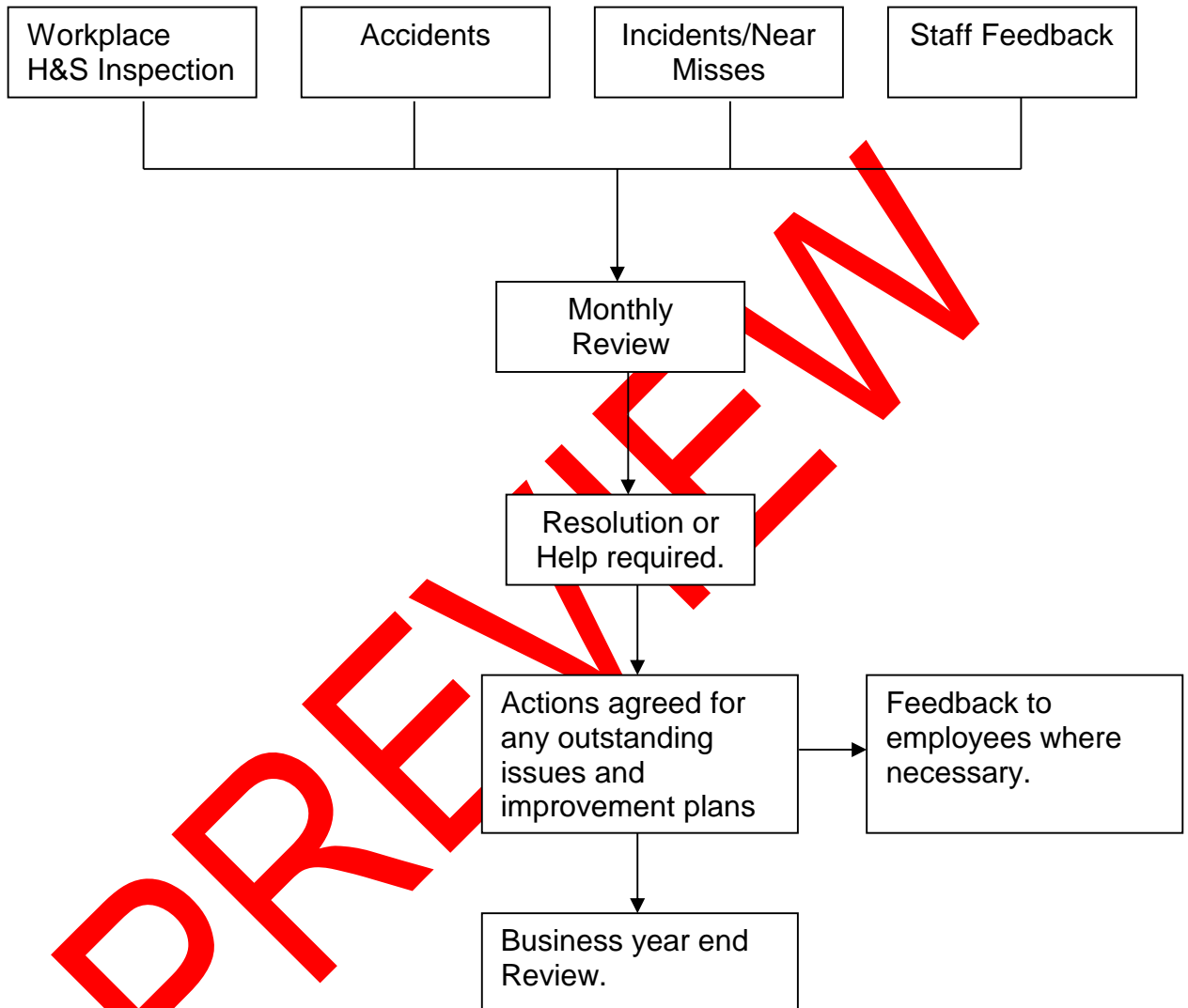
Revision number	Date	Document owner	Approved by	Page number
01	xx/xx/xx	Manager 1	Manager 2	9

LOGO HERE

ABC Company Safety Statement

Health and Safety Management process for ABC Company

Process flow below indicates how Health and Safety issues and procedures are handled.



Revision number	Date	Document owner	Approved by	Page number
01	xx/xx/xx	Manager 1	Manager 2	10

2.2 Manager 2 (Assisted by Manager 1 as required)

- ❑ Manager 1 will be responsible for implementation of the procedures within the Safety Statement.
- ❑ He bears the ultimate responsibility for ensuring that staff are given correct information and training for them to do their job effectively.
- ❑ He is also responsible for ensuring that staff reporting to him are supported in enabling them to reach the correct decisions in respect of health and safety matters.
- ❑ Supervise the Company Health and Safety programme.
- ❑ Review all safety rules bi-annually and, when necessary, recommend suitable changes.
- ❑ Investigate all major accidents and damage to Company property and recommend action.
- ❑ Ensure that accident records are maintained.
- ❑ Ensure that records of hazards/near miss reports are maintained.
- ❑ Ensure that the systems for ensuring that fire precautions are adequate.
- ❑ The Health, Safety, and Welfare of all employees are not compromised when all other performance standards are set.
- ❑ That adequate funding is reserved to meet regulatory needs of safety and health.
- ❑ That management will lead by example in adhering to stated policies to achieve the Company's aim to reduce accidents and health exposures.

Revision number	Date	Document owner	Approved by	Page number
01	xx/xx/xx	Manager 1	Manager 2	11

2.3 Site Foreman (if appointed)

- ❑ Regularly inspect the workplace to ensure that the programme is being complied with and make recommendations directly to all employees in matters concerning Health and Safety.
- ❑ Ensure the review of Health and safety on a monthly basis.
- ❑ Review the Staff suggestion and query forms weekly.
- ❑ Control Sub-contractor work on the premises. (when necessary)
- ❑ Supervise the Company Health and Safety programme.
- ❑ Get the assistance of all management in monitoring the effectiveness of the Company Safety Statement.
- ❑ Review all safety rules on a regular basis and, where necessary, recommend suitable changes.
- ❑ Assist in the induction and safety training of new employees.
- ❑ Inspect and maintain records of hazards/near miss reports.
- ❑ Monitor the systems for ensuring that fire precautions are adequate.

PRELIMINARY

Revision number	Date	Document owner	Approved by	Page number
01	xx/xx/xx	Manager 1	Manager 2	12

2.4 SUPERVISORS

All supervisors will be responsible for planned implementation of effective health and safety standards within their area of operation.

Supervisors bear the responsibility for ensuring that staff are given correct information and training for them to do their job effectively and that their work targets are realistic and do not compromise health and safety requirements.

They are also responsible for ensuring that staff reporting to them are supported in enabling them to reach the correct decisions in respect of health and safety matters.

SPECIFIC RESPONSIBILITIES OF ALL SUPERVISORS

- ❑ Ensure that all procedures are complied with for all new employees.
- ❑ Implement an efficient communication procedure so that all Personnel are aware of workplace standards as measured against the Company's Safety Policy and are provided with information on accidents and other safety, health and welfare information.
- ❑ Plan and co-ordinate safety training as necessary.
- ❑ Plan and supervise all work processes in a safe manner and in accordance with the standards set out in the Safety Statement.
- ❑ Ensure that all employees directly under your control are aware of their specific responsibilities.
- ❑ Provide assistance to staff in carrying out their responsibilities, particularly in determining the most appropriate order and methods of working.
- ❑ Where work is of a nature not normally carried out by the Company, then identify hazards and, if necessary, arrange for written instructions to be issued, regarding safety sequence, method of work and precaution to be taken, to the person in charge of the work.
- ❑ Allocate work in such a way that health and safety standards are not compromised.
- ❑ Know the location of the First Aid Box.
- ❑ Ensure that you know the procedure in the event of a fire.
- ❑ Report any accident or damage, however minor, to senior management.
- ❑ Commend Employees who by action or initiative eliminate hazards.

Revision number	Date	Document owner	Approved by	Page number
01	xx/xx/xx	Manager 1	Manager 2	13

2.5 All Employees

- ❑ All Employees are to co-operate with management in the wearing of the correct safety equipment, using the appropriate safety devices and following proper safe systems of work.
- ❑ All Employees are to co-operate in the investigation of accidents and the reporting of them and also the reporting to their supervisors of any local hazards of which they become aware.
- ❑ All Employees will be encouraged to promote ideas on the improvements of health and safety standards and also provide suitable suggestions for reduction in risks.
- ❑ All Employees are forbidden to interfere with or misuse any specified items of safety equipment or any safety device.
- ❑ All Employees are required to take care of their own health and safety and they should not indulge in horseplay, wilful unsafe acts or carry out or play practical jokes on other employees.
- ❑ Employees found guilty of wilful unsafe acts may be liable to summary dismissal.
- ❑ Employees are advised that strict requirements under the Health and Safety at Work Act can be used by the enforcing authorities against such persons if found guilty of reckless behaviour.
- ❑ All employees must clean up their working area or assist in tidying up thereof and also to help maintain clear passageways and maintain high standards of local housekeeping and hygiene.
- ❑ Do not smoke in designated "No Smoking" areas and dispose of spent matches, cigarette ends etc. properly.
- ❑ Know the location of the First Aid Box.
- ❑ Ensure that you know the procedure in the event of a fire.
- ❑ Report any accident or damage, however minor, to management.

Revision number	Date	Document owner	Approved by	Page number
01	xx/xx/xx	Manager 1	Manager 2	14

2.6 SUB CONTRACTORS (Generally used when ABC Company engage sub-contractors on their behalf).

The following responsibilities are allocated to contractors to whom ABC Company assigns work on their behalf:

- All contractors must submit their Safety Policies and Insurances to ABC Company for approval prior to being awarded any works.
- All Contractors will be expected to prepare a Method Statement appropriate to the works they will be engaged in.
- Where Appropriate no contractor may be allowed to commence work on a client site prior to being issued a Permit to Work by the Client.
- All contractors will be expected to comply with the ABC Company Policy for Health, Safety and Welfare and must ensure that their own Company's policy is made available to the ABC Company and the Client whilst work is being carried out.
- All work must be carried out in accordance with relevant statutory provisions, the Company's Contractor's Rules and taking into account the safety of others on the Client site.
- All staff sent to work at a Client site by a contractor must have received appropriate health and safety training from their employer. They must also have access to relevant Risk Assessments and method statements as necessary.
- Scaffolding and other access equipment used by contractors' employees must be erected and maintained in accordance with Regulations and Codes of Practice.
- All plant and equipment brought onto site by contractors must be safe and in good working order, fitted with any necessary guards and safety devices and with any necessary certificates available for checking.
- No power tools or electrical equipment of greater voltage than 110 volts should be brought onto site. All transformers, generators, extension leads, plugs, and sockets must be suitable for industrial use and in good condition. If it is necessary to use equipment operating from a 240-volt supply, a residual current device with a rated tripping current of 30 mA and operating 30-m secs must be used.
- Any injury sustained by a contractor's employee must be reported immediately to management at ABC Company and the Client's H&S Manager.
- Contractors must comply with any safety instructions given by ABC Company management.
- ABC Company must be notified of any material or substance brought onto the Client site which has health, fire, or explosive risks. Such materials must be stored and used in accordance with current recommendations.

Revision number	Date	Document owner	Approved by	Page number
01	xx/xx/xx	Manager 1	Manager 2	15

LOGO HERE

ABC Company
Safety Statement

ARRANGEMENTS FOR SAFE WORKING

PART 3

PREVIEW

Revision number	Date	Document owner	Approved by	Page number
01	xx/xx/xx	Manager 1	Manager 2	16

3.1 RESOURCES

ABC Company recognises that for the effective implementation of the safety procedures and policies laid down in this Safety Statement, adequate resources and funding must be made available.

ABC Company undertakes:

- To ensure that adequate numbers of suitably trained staff are available to undertake all work activities carried out by the company.
- To include health and safety considerations into all annual estimates for the running of the company.
- Undertake that in so far as is reasonably practicable resources shall be made available for any upgrading, maintenance, replacement and repair of facilities
- Undertake to provide resources for the ongoing monitoring of health and safety and for the provision of information and training of all staff in health and safety.

Revision number	Date	Document owner	Approved by	Page number
01	xx/xx/xx	Manager 1	Manager 2	17

3.2 SAFETY INDUCTION

This procedure will be carried out by ABC Company at the work place where the new employee will be required to work.

Apart from explaining to the new employee what he/she will be required to do and to whom he/she will be directly responsible the following points require highlighting:

1. Show new employee where the Safety Statement is kept, explain its purpose and ensure that the employee is aware of his/her responsibility.
2. Advise new employee of any potentially dangerous areas in the work place.
3. Warn new employee of any prohibited actions in the work place, e.g. operating machinery unless authorised to do so.
4. The training and instruction required for each individual must be considered. The Foreman will arrange for specific training to be given to an employee.
5. Show new employee the location of the First Aid Box and explain the procedure in the event of an accident, in particular the necessity to record accidents, however trivial they may appear at the time.
6. Demonstrate to the new employee the fire and evacuation procedure and assembly points.
7. Instruct the staff member in relation to any job specific risk assessments.

Revision number	Date	Document owner	Approved by	Page number
01	xx/xx/xx	Manager 1	Manager 2	18

3.3 TRAINING

HAZARDS

Inadequately trained staff are a hazard to themselves and their co-employees. ABC Company shall identify the training needs of their staff and ensure they are fulfilled.

It is the Policy of ABC Company that every employee will receive safety training on an ongoing basis. All new personnel will receive safety training as part of their induction. Staff training is not only concerned with imparting facts but also with notifying staff to face up to their responsibilities and to be equipped to deal with emergencies.

Training will include safety induction and safety awareness, manual handling training and First Aid training.

ABC Company will keep training records to include:

1. Name of the employee being trained.
2. Date of training.
3. Training details.
4. Signature of the trainer and employee to ensure that the training has been carried out, documented and understood.

Staff will be trained to spot and act on hazards and encouraged to consult with management on health and safety issues.

Revision number	Date	Document owner	Approved by	Page number
01	xx/xx/xx	Manager 1	Manager 2	19

3.4 SAFETY CONSULTATION

Section 13 of the 2005 Act places a general obligation on ABC Company as employer to consult with and to take account of any representations made by the employees for the purpose of giving effect to its statutory duties.

To facilitate consultation on issues relating to the individuals safety at work, the company operates a Suggestion or Query form.

A folder of blank forms is held in the company vans. Staff members complete a form as needed. The forms are reviewed on a weekly basis by Manager 1.

Manager 1 will seek more information as necessary from the relevant staff member and will then agree any actions arising from the Suggestions or Concerns if necessary.

PREVIEW

Revision number	Date	Document owner	Approved by	Page number
01	xx/xx/xx	Manager 1	Manager 2	20

3.5 SAFETY REPRESENTATION

In agreement with the 2005 Act the employees may select and appoint a person, to be called a Safety Representative, from their numbers at their place of work to represent them in consultations with ABC Company.

However, at the moment, it has not been necessary to elect a Safety Representative. As the company grows it is accepted that this position may change.

The rights of the Safety Representative include:

1. Information from the employer as necessary and particularly from the Safety Statement, to ensure the Safety Health and Welfare of employees.
2. To be informed by the employer of a visit by the H.S.A. Inspector.
3. Investigate accidents and dangerous occurrences provided it does not interfere with the performance of any statutory obligation required to be performed by any person.
4. Make representations to and receive advice from the H.S.A.
5. Carry out inspections and investigate hazards and complaints subject to agreement.
6. Accompany a H.S.A. Inspector on any visit except when this is for accident investigation.
7. Time off as may be reasonable to act as Safety Representative or to acquire the knowledge to carry out that function.

ABC Company will facilitate the Safety Representative in carrying out their functions as defined in the Act and as outlined above.

Revision number	Date	Document owner	Approved by	Page number
01	xx/xx/xx	Manager 1	Manager 2	21

3.6 FIRST AID

CONTROL MEASURES

The first aid box should be suitably marked and easily accessible.

The exact location of the First Aid box must be known by all employees and a specific notice, identifying its whereabouts, must be posted to include names of qualified First Aiders.

It is the company's policy that First Aiders shall be appointed who have certificates of qualifications in Occupational First Aid to ensure adequate cover for all activities.

The first aid boxes are suitably marked and easily accessible. The location is follows;

- Base office
 - Vehicles
- The First Aid Boxes is inspected on a weekly basis by the driver. This check and replenishment is recorded and kept on file.
- When employees are carrying out an installation at a Client premises, they shall seek the advice and assistance of the Client First Aider if necessary.
- It should be noted that First Aiders are not empowered to dispense analgesics, pills, or medications. Supplies of such items will not be in first aid boxes. Individual employees who believe they might have a need of these items must be responsible for their own supplies.

First aiders

Revision number	Date	Document owner	Approved by	Page number
01	xx/xx/xx	Manager 1	Manager 2	22

The following contents are required in a first aid box:

- ❑ Card giving general first aid guidance.
- ❑ Individually wrapped sterile adhesive dressings.
- ❑ Sterile eye pads, with attachment, e.g. Standard Dressing No. 16 BPC.
- ❑ Triangular bandages (sterile).
- ❑ Safety pins.
- ❑ Blue Plasters
- ❑ A selection of Unmedicated wound dressings which should include:
 - ❑ Medium size sterile unmedicated dressings (approx. 10cm x 8cm, e.g. Standard Dressings Nos. 8 and 13 BPC).
 - ❑ Large size sterile unmedicated dressings (approx. 13cm x 9cm, e.g. Standard Dressings Nos. 9 and 14 BPC and the Ambulance Dressing No. 1).
 - ❑ Extra large sterile unmedicated dressing (approx. 28cm x 17.5cm, e.g. Ambulance Dressing No. 3).
- ❑ It is also recommended that a pair of latex gloves be included in each first aid kit for use by the first aider.

PROCEDURE & RECORD KEEPING

- ❑ In the event of an accident, a qualified first-aid person will be responsible for dispensing any first aid material.
- ❑ All issues of first aid consumables and the relevant treatment must be entered on the accident report form.
- ❑ The relevant trained first-aid person with Manager/Supervisor on duty will be responsible for completing the form.

Revision number	Date	Document owner	Approved by	Page number
01	xx/xx/xx	Manager 1	Manager 2	23

3.7 REPORTING OF ACCIDENTS, DISEASES AND DANGEROUS OCCURRENCES

All accidents and dangerous occurrences must be reported.

- Accident report Form
 - The accident report form must be completed for all accidents. Copies of this form are available from the Foreman.
- Health & Safety Authority
 - If an accident occurs either at the place of work or related to a place of work or work activity and causes loss of life to a person who is employed by the Company or disables any person for more than three days from performing his/her normal duties of employment, then written notice must be given to the Health and Safety Authority by Manager 1.
 - If the accident is fatal, then the scene of the accident must be left undisturbed for three days after notice has been given, other than for rescue purposes.

CONTROL MEASURES

- All Accidents, near misses and Dangerous Occurrences
 - Management, in consultation with the First Aid person, will decide upon the immediate action required in the event of an accident. A medical opinion should be sought in all but the most trivial of injuries.

Revision number	Date	Document owner	Approved by	Page number
01	xx/xx/xx	Manager 1	Manager 2	24

3.8 WELFARE FACILITIES

The Client's Site Management will ensure that adequate welfare facilities are provided on the premises for all personnel.

Adequate toilet facilities shall be provided and maintained in a good clean hygienic condition.

Adequate washing facilities and washing and drying materials/equipment shall be provided and maintained.

Arrangements for eating foodstuffs shall be provided in the form of a canteen/tea room facility on the premises.

An adequate supply of drinking water shall be provided on the premises.

Adequate cloakroom facilities shall be provided for the storage of wet coats, etc. at the installation location.

PREVIEW

Revision number	Date	Document owner	Approved by	Page number
01	xx/xx/xx	Manager 1	Manager 2	25

3.9 PERSONAL PROTECTIVE EQUIPMENT

ABC Company shall ensure that all employees use Personal Protective Equipment where required.

HAZARDS

- Physical Exposures
- Chemical Exposures
- Machine exposures

CONTROL MEASURES

All safety equipment purchased by the Company will be to approved standards.

ABC Company will ensure that adequate supplies of all the necessary protective clothing and equipment is available for issue as required and that when issued to employees, a signature is obtained for the equipment.

Management will inform any person in the workplace observed carrying out any procedures which require the use of protective clothing or equipment of both statutory and Company Policy requirements and such persons will be instructed not to continue working until protective clothing or equipment is obtained and used. This applies not only to all employees (including management) but also to contractors.

All PPE is signed for upon issue and replacement PPE may not be issued unless the damaged item has been returned for inspection.

3.10 PERMIT TO WORK SYSTEM

ABC Company Permits are not relevant on client sites. ABC Company' staff will complete site permits as required by the Client's Safety Manager.

Revision number	Date	Document owner	Approved by	Page number
01	xx/xx/xx	Manager 1	Manager 2	26

3.11 SMOKING POLICY

The Public Health (Tobacco) (Amendment) Act 2004 became law on Monday 29th March 2004. This means that smoking will not be permitted in any enclosed workplace.

In order to comply with the above legislation and for other Safety and Health reasons, it is the policy of ABC Company that all of our work areas are smoke free. The Organisation recognises that all employees have a right to work in a smoke free environment. All staff have a legal obligation to comply with the legislation. Smoking is prohibited throughout the workplace with no exceptions. This policy applies to all employees, trainees, consultants, contractors, customers and visitors who enter the premises of ABC Company.

IMPLEMENTATION

The overall responsibility for the implementation of this policy rests with the occupier, manager or other person designated, for the time being, in charge of the workplace. All staff have an obligation to adhere to, and facilitate the implementation of this policy. The person in charge for the Client site is Client H&S Manager. He/She shall inform all existing employees, trainees, consultants and contractors of the policy and their role in its implementation. All new and prospective employees, consultants and contractors shall be given a copy of the policy on hiring, recruitment/induction by the person in charge.

INFRINGEMENTS

Infringements of the No Smoking policy will be dealt with, in the first instance, under employee disciplinary procedures. Employees, trainees, consultants, contractors, customers and visitors who contravene the law prohibiting smoking in the workplace are also liable to prosecution.

SMOKING CESSATION

Information on how to obtain help quitting smoking is available from the National Smokers Quitline on callsave 1850 201203 or the Health Promotion Department of local Health Boards.

Revision number	Date	Document owner	Approved by	Page number
01	xx/xx/xx	Manager 1	Manager 2	27

3.11 DRUGS AND ALCOHOL POLICY STATEMENT

ABC Company recognises that alcohol, drugs, or other substance abuse by individuals can have an adverse effect on their ability to perform work and consequently put themselves, ABC Company and others at significant risk.

All Employees, Contractors, Sub - Contractors and Visitors must be able to perform their duties whilst on ABC Company business, or when they are in ABC Company premises/ work areas in such a manner that will not affect their safety or the safety of others by acts or omissions.

If ABC Company has reasonable grounds to suspect that an Employee or Contractor or Sub Contractor is under the influence of alcohol or drugs (illegal or misused legal substances), disciplinary action will be taken which may lead to dismissal of the individual concerned.

The possession, distribution or sale of drugs or any associated materials whilst you are on ABC Company property or other off site locations, will lead to disciplinary action being taken.

PRELIMINARY

Revision number	Date	Document owner	Approved by	Page number
01	xx/xx/xx	Manager 1	Manager 2	28

3.13 Bullying at Work Policy

ABC Company recognises and accepts his responsibilities as an employer to provide a safe and healthy working environment for employees. As part of the policy of maintaining good employer practice, ABC Company wishes to clearly state that bullying of any kind will not be tolerated.

Bullying at work is defined as: 'Persistent criticism and personal abuse, both in public and in private which humiliates and demeans the individual, gradually eroding their sense of self. Bullying can be best described as repeated inappropriate behaviour, whether verbal, physical, or otherwise, conducted by one or more persons against another or others, at the place of work and/or in the course of employment, which could reasonably be regarded as undermining the individual's right to dignity at work. An isolated incident of the behaviour described in this definition may be an affront to dignity at work, but as a once off incident is not considered to be bullying.

ABC Company will strive to ensure that all employees are free to perform, their work in an environment, which is free from threat, harassment and intimidation. All complaints of objectionable or offensive behaviour should be made to Manager 2 or the Safety Representative.

Manager 2 gives the undertaking that he will investigate all complaints sensitively and will resolve locally, if possible, the source and cause of the bullying behaviour. If the circumstances warrant it, the Company will not be deterred in invoking the formal disciplinary / grievance procedures.

All employees are invited to strive in ensuring that our working environment remains a pleasant and friendly atmosphere.

Revision number	Date	Document owner	Approved by	Page number
01	xx/xx/xx	Manager 1	Manager 2	29

3.14 Young persons and inexperienced workers policy

ABC Company does not employ Apprentices. ABC Company does not employ inexperienced workers. ABC Company do not offer work experience places to local schools, colleges, etc. All technical employees have trade qualifications and are experienced in their profession.

New employees who are experienced in their profession/trade receive in-house induction training and spend an agreed period of time working with experienced staff before being allowed to operate alone.

All workers on construction crews are subject to specific site inductions by the relevant site managers or safety managers.

Block laying crews are supervised at all times by an experienced person.

PREVIEW

Revision number	Date	Document owner	Approved by	Page number
01	xx/xx/xx	Manager 1	Manager 2	30

LOGO HERE

HAZARD IDENTIFICATION AND CONTROL MEASURES

PART 4

PREVIEW

Revision number	Date	Document owner	Approved by	Page number
01	xx/xx/xx	Manager 1	Manager 2	31

4.1 HAZARD INSPECTIONS

The management of the Company recognises that its activities and premises may present Health and Safety risks and shall identify the areas where control measures are required. Identification of hazards shall be undertaken at regular intervals and management shall take all practicable control measures to reduce the risks to its staff and visitors.

Hazards will be identified, risk assessments made and categorised as per our risk assessment formula.

HAZARD IDENTIFICATION AND RISK ASSESSMENT

- The policy of the Company is to identify hazards in the place of work and to assess the risk to Safety and Health and to control risks as far as is practicable so that they are reduced to an acceptable level.
- "Hazard" is taken to mean "any substance, article, material or practice, which has the potential to cause harm to the Safety, Health or Welfare of employees at work."
- "Risk" is taken to mean "the potential for the hazard to cause harm in the actual circumstances of use."
- Risk Assessment is based on the linking of the probability of occurrence with the severity of loss and/or injury. In this exercise, risks are graded "High," "Medium" or "Low" and numerically rated using the formula below. This is to help with the giving of priority to the employment of controls and the allocation of resources.

Revision number	Date	Document owner	Approved by	Page number
01	xx/xx/xx	Manager 1	Manager 2	32

The formula to be used for conducting risk assessments, assessing the risk from observed infringements/hazards or after an Audit, is shown here. Very minor injuries should score 1 while very serious ones will score higher, personal judgement is needed here. Likewise with the likelihood, 1 is very unlikely that anybody would be exposed to the hazard, while 7 means definite exposure to the hazard. Again personal judgement is needed.

Once the two scores are agreed they should be multiplied, thus giving a risk rating between 1 and 42.

Scores:

1-6 = Very Low risk

7-12 = Low Risk

13-18 = Low to Medium Risk

19-24 = Medium risk

25-30 = Medium to High Risk

31-36 = High Risk, stop the activity and implement immediate controls.

Over 36 = Very high Risk, stop the activity and implement immediate controls.

Risk Calculation Matrix

	How likely is an injury						
How serious will the injury be	1	2	3	4	5	6	7
1							
2							
3							
4							
5							
6							

Notes:

Hazards = Things that can cause and injury.

Risk = The likelihood of an injury happening.

□ Risk Control.

Control measures are intended to reduce the risk to an acceptable level.

- Where practicable the Company commits itself to the elimination of hazards, whether that is by the provision of access arrangements, machine guarding or the provision of special tools etc.

This approach will take into account normal good practice within this sector of industry and the standards and guidelines where these are available.

Revision number	Date	Document owner	Approved by	Page number
01	xx/xx/xx	Manager 1	Manager 2	33

4.2 FIRE

FIRE HAZARDS

Fire and Emergency plan for the Client site will be followed by the ABC Company employees. However, in general, the fire safety arrangements for ABC Company are set out below.

RISK ASSESSMENT:

Likelihood	Severity	Risk Value
Score =	Score =	Result =

CONTROL MEASURES

A Fire Safety Programme shall be developed when appropriate by management to:

- (a) Guard against an outbreak of fire
- (b) Ensure as far as is reasonably practicable the safety of persons (including members of the public) on the premises in the event of an outbreak of fire.

The Fire Safety Programme shall incorporate arrangements for:

- (a) The prevention of an outbreak of fire through the establishment of day to day fire prevention practices.
- (b) The instruction and training of staff to familiarise them with fire and emergency evacuation procedures, fire call points and use of fire fighting equipment.
- (c) Taking part in client fire and evacuation drills.
- (d) The provision and maintenance of escape routes, free from obstruction and all exits unlocked and operational.
- (e) The provision of adequate fire protection equipment and systems.
- (f) The inspection and maintenance of the fire protection equipment systems.

Revision number	Date	Document owner	Approved by	Page number
01	xx/xx/xx	Manager 1	Manager 2	34

- (g) The provision of assistance to the fire authorities.
- (h) The maintenance of good housekeeping practice to ensure the removal of all combustible rubbish.
- (i) The testing and maintenance of portable heating appliances, and ensuring that all electrical equipment is switched off and unplugged when not in use.

4.2.1 FIRE FIGHTING EQUIPMENT

The purpose of portable fire fighting equipment is as follows:

1. Extinguish incipient fires
2. Protect means of escape in case of fire
3. Protect employees and visitors
4. Protect property.

Portable Fire Extinguishers

Portable fire extinguishers will be provided in sufficient numbers to give adequate cover as per the advice of our Fire Protection Company.

4.2.2 MEANS OF ESCAPE IN CASE OF FIRE

It is essential that escape routes be established, clearly identified and maintained available for use and that the protection afforded them is not impaired in the operation of the premises.

No person shall obstruct a means of escape. Fire exit routes and doors must never be obstructed.

4.2.3 FIRE DRILL

Staff will partake in Client fire drills as necessary.

Revision number	Date	Document owner	Approved by	Page number
01	xx/xx/xx	Manager 1	Manager 2	35

4.3 ACCESS AND EGRESS

HAZARDS

ABC Company staff will adhere to all rules regarding access and egress on the Client site. However, set out below are the general arrangements for the company.

Inadequate access and egress facilities can result in:

- Restriction of an orderly evacuation of the premises
- Trips and falls
- Obstruction of emergency exits

RISK ASSESSMENT:

Likelihood	Severity	Risk Value
Score =	Score =	Result =

CONTROL MEASURES

Parking area shall be provided for private cars at client sites.

Safe walkways shall be maintained from site entrances to working areas, this will include directional signs.

Pedestrians shall be segregated from vehicles wherever possible.

All doors and access points shall be kept clear and maintained.

All passageways shall be kept clear of obstruction.

All floor covering and surfaces shall be kept clean and in good condition.

Adequate lighting shall be provided at all entry, exit points and along corridor and passageways.

Waste shall be removed regularly and systematically stored in a secure place until collected for disposal.

It is vital that all fire escape routes are not obstructed at any time.

Revision number	Date	Document owner	Approved by	Page number
01	xx/xx/xx	Manager 1	Manager 2	36

4.4 HOUSEKEEPING

HAZARDS

Poor housekeeping can pose a wide variety of risks to health and safety.

- Trips: - Materials left lying in the open
- Slips: - On a greasy floors, slippery material strewn around
- Falls: - Use of materials for accessing higher work areas.
- Collisions: - Blockage of access aisles with materials
- Objects falling on people: - Improper stacking of materials
- Fire: - Inadequately and infrequent disposal of combustible rubbish.

RISK ASSESSMENT:

Likelihood	Severity	Risk Value
Score =	Score =	Result =

CONTROL MEASURES

Staff will ensure that access routes are planned, and storage is programmed to ensure that excess materials are not stored on site, storage areas are defined, staff/sub-contractors are made aware of the Company requirements with regard to storage, clearing up and tidiness.

Employees must maintain the workplace in a tidy condition at all times.

Supervisors will ensure that stacking areas are prepared and that materials are stored so as not to create difficulties.

Employees will ensure that all waste materials in and around the premises are cleared and disposed of safely.

Revision number	Date	Document owner	Approved by	Page number
01	xx/xx/xx	Manager 1	Manager 2	37

4.5 MANUAL HANDLING

HAZARDS

- Incorrect method of lifting
- Attempting to lift something which is too heavy
- Lifting sharp/awkward shapes

The main injuries associated with manual handling and lifting are:

- Back strain, slipped disc.
- Hernias.
- Lacerations, crushing of hands or fingers.
- R.S.I.
- Bruised or broken toes or feet.
- Various sprains, strains, etc.

RISK ASSESSMENT:

Likelihood	Severity	Risk Value
Score =	Score =	Result =

CONTROL MEASURES

Loads which must be manually handled shall be assessed on the basis of their risk to health and safety and due caution exercised where there is a risk of back injury etc. The method of handling shall take account of the size, weight, shape, condition and position of the load to be handled.

Where possible measures shall be taken to reduce the amount of manual handling to a minimum and mechanical handling devices supplied and used in so far as is reasonably practicable.

All appropriate staff shall be trained in safe manual handling techniques.

Where loads have to be manually handled, safe access shall be assured.

Revision number	Date	Document owner	Approved by	Page number
01	xx/xx/xx	Manager 1	Manager 2	38

Precautions

1. Manual Lifting Procedure

1. The Lift

The key factors in safe lifting are:

- a) balance
- b) position of back
- c) positioning of the arms and body
- d) the hold

a) Balance

Since balance depends essentially upon the position of the feet, they should be apart about hip breadth with one foot advanced, giving full balance sideways and forward without tension.

In taking up this position, lifting is done by bending at the knees instead of the hips and the muscles that are brought into use are those of the thigh and not the back.

b) Position of the Back

Straight - not necessarily vertical

The spine must be kept rigid and straight, but not necessarily vertical. The spine can be kept straight if it is within 15 to 20 degrees from the vertical. This, coupled with a bent knee position, allows the centre line of gravity of the body to be over the weight, so reducing strain.

c) Position of the Arms and Body

The further the arms are away from the side, the greater the strain on the shoulders, chest and back. The elbow must at all times be close to the body, arms should be straight when carrying a load. One hand should be in advance of the other, whichever foot is

Revision number	Date	Document owner	Approved by	Page number
01	xx/xx/xx	Manager 1	Manager 2	39

placed forward, the same hand is extended, the other hand is kept close to the body. This position ensures that the elbows are into the sides. This coupled with the correct foot position ensures a safe and easy fit.

d) Arms close to the Body

The further the weight is away from the centre line of gravity of the lifter, the greater the strain. At all times get close to the weight and try to make it part of you.

e) The Hold

When grasping a weight, one often hears the phrase "get a good hold". A good hold means a grasp with the roots of the fingers, not just the tips, plus contact of the weight with the palm of the hand.

Never forget that size and build has no bearing upon the amount any one individual can lift. Everyone should know their own capabilities and should never attempt to exceed them. If in doubt get help, it is far better to be safe than sorry.

Besides these key factors, there are other important points to remember.

2. Centre Line of Gravity

It is essential that the weight of object and the centre line of gravity of the lifter should be as close as possible to one another. This reduces strain, discomfort and the likelihood of loss of balance during the course of the lift.

3. Testing the Weight

When in the initial position for the lift, the lifter should test the weight of the object to make sure it is within his capability and not too heavy for one man to lift. Many accidents happen when a person raises an object a few inches off the floor, realises it is too heavy and lets go.

4. The shape of the weight

Note the shape of the object. It should be turned, if possible, so that the shortest measurement of rectangle is nearer to the centre line of gravity.

Revision number	Date	Document owner	Approved by	Page number
01	xx/xx/xx	Manager 1	Manager 2	40

5. Movement.

The movement should be controlled and smooth. The weight should be kept close to the body.

Rhythm plays an important part in reducing tension and creating relation.

Before moving any loads, the job should be sized up and possible hazards moved or rectified.

An inspection of the load itself must be made to ensure that it can be moved without danger to the lifter or others.

The following check list can be usefully applied to all lifting jobs:

- if the load is heavy or too large for one person to handle, help should be obtained from a work-mate of similar physique
- jerking a load will add a little extra force, but it will also cause severe strain to the arm, back and shoulder
- even if a load is light in weight, it is dangerous to carry if it is large enough to obscure vision
- loads should not be pushed onto stacks above chest level. If a stack is this high, stand on a sturdy platform
- if the load to be lifted exceeds half the weight of the person lifting it, it is more than likely that the individual will lose his/her balance.

Note: if in doubt when lifting GET HELP.

TRAINING

Any employee whose job involves any manual handling shall be trained to allow him/her to carry this out safely. The extent of the training will depend on the type of lifting in which they are involved.

Revision number	Date	Document owner	Approved by	Page number
01	xx/xx/xx	Manager 1	Manager 2	41

4.6 ELECTRICITY

ABC Company' employees will adhere to the controls that are put in place by the safety manager for the Client site. Set out below are the general controls for the company.

HAZARDS

- Electric Shock
- Fire
- Trips or falls from loose cables

RISK ASSESSMENT:

Likelihood	Severity	Risk Value
Score =	Score =	Result =

To ensure that all electrical equipment used by the company is in safe condition.

CONTROL MEASURES

Dangerous or defective cabling should be replaced or remedied in accordance with the E.T.C.I.'s rules. It is important that all extensions, alterations and repairs to electrical circuits are carried out in a proper manner in accordance with E.T.C.I.'s rules.

- All new electrical installations and all extensions are tested and certified as safe, by a competent qualified electrician
- Electrical installations are checked regularly by a competent qualified electrician
- Testing, certifying and repairs are carried out in accordance with appropriate Electro Technical Council of Ireland (E.T.C.I.) standards
- Enclosures/covers are in place to prevent contact with live electrical equipment/parts
- Damaged extension leads are repaired or removed from use
- Means of cutting off power to electrical installations and equipment e.g. fuses, trip switches, are provided and employees are aware of their locations
- Work on live electrical equipment is avoided where reasonably practicable
- Fire extinguishers that are suitable for fighting electrical fires are provided
- All circuits supplying socket outlets are protected by a Residual Current Device (RCD)

Revision number	Date	Document owner	Approved by	Page number
01	xx/xx/xx	Manager 1	Manager 2	42

- Operation of the RCD is tested regularly in accordance with the manufacturer's instructions
- Where electrical portable appliances are subject to ongoing wear and tear, they are inspected and tested
- Any scorch marks associated with an electrical appliance or electrical wiring is checked urgently by a competent person

WIRING STANDARDS

All new fixed and temporary wiring will be to the latest Irish standards and, where practicable, in compliance with the national rules for electrical installations.

Precautions to be included either are or will be as follows:

- All portable electrical equipment shall be tested annually by a competent person to ensure safety.
- Flexible cables will also be adequately protected against external mechanical damage.
- Flexible cables for portable equipment will be properly mechanically restrained within plugs and couplers.
- Enclosures, plugs etc. should be maintained as part of the portable appliance of which they form part, but damaged leads, plugs, etc. should not be allowed to remain in service should the equipment not be due for maintenance.
- A record should be kept of each item of equipment so that maintenance can be scheduled and recorded.
- Where appropriate all equipment not in use to be switched off, especially at the end of a working, unless of a specialist type, e.g. servers, etc.
- Sufficient sockets shall be provided to prevent overloading by use of adapters. Proper plugs shall always be fitted to electrical appliances and flex firmly clamped.
- Frayed and damaged cables shall be replaced immediately.
- Flexible cables should not be run across floors. Where damage at floor level to other cables is possible, protection by ramps, conduit or armouring will be considered and applied.

Revision number	Date	Document owner	Approved by	Page number
01	xx/xx/xx	Manager 1	Manager 2	43

4.7 OFFICES

HAZARDS

- While office work may not be considered as a high-risk activity unsafe work systems and layout may result in injury or illness.

RISK ASSESSMENT:

Likelihood	Severity	Risk Value
Score =	Score =	Result =

CONTROL MEASURES

- This section is not applicable as ABC Company will not be maintaining an office on the Client site.

4.8 VISUAL DISPLAY UNITS (VDU'S)

RISK ASSESSMENT:

Likelihood	Severity	Risk Value
Score =	Score =	Result =

CONTROL MEASURES

- This section is not applicable as ABC Company will not be maintaining an office on the Client site.

Revision number	Date	Document owner	Approved by	Page number
01	xx/xx/xx	Manager 1	Manager 2	44

4.9 Brick and Block laying

HAZARDS

- ❑ Lifting and carrying.
- ❑ Repetitive movements
- ❑ Pinches and cuts
- ❑ Weight of materials
- ❑ Posture

RISK ASSESSMENT:

Likelihood	Severity	Risk Value
Score =	Score =	Result =

CONTROL MEASURES

- ❑ All staff will use good manual handling when using bricks/blocks.
- ❑ Materials will be dropped as close as possible to the work area.
- ❑ Good housekeeping will be maintained.
- ❑ All access and egress points will be maintained.
- ❑ Block layers will take breaks as needed.
- ❑ Allowance will be made where extreme weather conditions affect the works.
- ❑ Never move wheelbarrows or brick trolleys through sand or over uneven terrain and always make sure that there is a clear access/egress. As a minimum there must be planks or other suitable alternatives in place.
- ❑ Never hand ball bricks.
- ❑ Always use wheelbarrows and trolleys designed for moving heavy loads such as bricks and mortar, for example a two-wheeled wheelbarrow.
- ❑ If the strapping on the packs of bricks is not holding the leaves of bricks together when they are being moved report it to the site supervisor.
- ❑ Always use a trolley/wheelbarrow to move bags of cement rather than carrying them.
- ❑ Never try to carry multiple bags of cement at one time.
- ❑ Use both long and short handled shovels that best suit the task/person, e.g. use a long handled shovel if there is a large reach involved.
- ❑ Take regular breaks from continuous shovelling. If possible intersperse continuous digging with alternative tasks.

Revision number	Date	Document owner	Approved by	Page number
01	xx/xx/xx	Manager 1	Manager 2	45

General pointers and controls in block laying.
Laying Blocks



Arrange working platforms so that block laying can take place between chest and knee height. In the illustration above the green zone represents the area in which a worker can lay blocks with a maximum weight of 20kg at a typical rate of up to 20-30 units an hour.

Laying blocks in the higher of the red zones can be avoided by for instance using staging, or by the relocation of the working platform. (Note: further protection against falls may be necessary if the effective height of guard rails is reduced.) Particular care and attention is needed when head room is restricted, for example under soffits. In these situations you should reduce the rate of laying or the weight of the block.

Mortar spot boards should maintained at a comfortable height to prevent excessive stooping or reaching.

Handle blocks close to the body. Ensure that the work area is arranged to prevent over reaching or twisting. Access to all sides of the block stack can help with this. The work area should be kept clear of slipping and tripping hazards.

Revision number	Date	Document owner	Approved by	Page number
01	xx/xx/xx	Manager 1	Manager 2	46

Deliveries and Loading out

Blocks or Bricks are delivered to site on pallets or in packs. Reduce the amount of double handling of blocks by planning deliveries to minimise the manual handling of the blocks i.e. as close as possible to point of use.

In addition:

- o Place pallets/packs on level ground - preferably without double stacking
- o Protect blocks from rain to prevent weight gain
- o Use lifting/distribution aids to load out e.g. telehandlers, cranes, hoists, trolleys and pallet trucks
- o Design and construct scaffolding to be able to bear the load of Blocks or Bricks – particularly on loading bays
- o Ensure that floors used as storage areas can safely take the weight of pallets of blocks
- o Ensure that transit routes and the work area are clear and clean with no excessive run offs/gradients. Pay special attention to changes of level such as ramps for hoists etc.

Personal Protective Equipment

When handling blocks the normal protective equipment needed for use on building sites will be provided.

Revision number	Date	Document owner	Approved by	Page number
01	xx/xx/xx	Manager 1	Manager 2	47

4.10 HAZARDOUS SUBSTANCES

HAZARDS

Health hazards from substances can be divided into the following categories:

- External contact - corrosive, skin absorption, dermatitis.
- Inhalation - gases, fumes, vapours.
- Ingestion - swallowing.

RISK ASSESSMENT:

Likelihood	Severity	Risk Value
Score =	Score =	Result =

Control Measures

Almost all chemical materials are potentially dangerous. Although they may find their way into day to day use, it is usually a very diluted or otherwise modified form. The following general rules should always apply:

- Chemical products must never be allowed to come into eye contact. Contact with skin and mucous membrane must likewise be avoided. Wear protective equipment and clothing supplied. Always observe good industrial hygiene practice.
- Do not swallow materials or use in areas where food is being consumed. Smoking is also prohibited during application and curing.
- Inhalation of chemical vapours or dust should be avoided. Adequate ventilation must be provided. Suitable respiratory protection will be provided if appropriate.
- Facilities for the washing and cleansing of the skin must be made available with the necessary cleansers and barrier creams.
- Store all products in ventilated areas away from extremes of temperatures and environment.
- Clean all spillages instantly and dispose of waste and used containers properly.
- Except for transport in closed packages, only authorised personnel must handle materials.
- Ensure the correct equipment for handling the products is available.
- If any person handling the materials shows the symptoms, which may possibly have been caused by exposure to chemical products, they should be removed from the area and medical advice sought without delay.
- Read the data sheet, container labels, and detailed health and safety information before using any products.

Revision number	Date	Document owner	Approved by	Page number
01	xx/xx/xx	Manager 1	Manager 2	48

4.11 General Construction work

Note: All site work is subject to individual assessment and the production of a method statement to cover the tasks and activities of the specific job.

HAZARDS

- Multi hazard

RISK ASSESSMENT: As per individual assessments

To ensure that the activities of staff does not create a hazard.

CONTROL MEASURES

- All employees will be fully qualified in their areas of expertise.
- Copies of the qualifications will be kept on file.
- All employees will hold skills cards as appropriate.
- Areas of exclusion will be set up to ensure no accidents may happen to third parties.
- All portable tools shall be battery operated or 110V only.
- Housekeeping practices will ensure that all areas are kept clean during the working day and the area will be left clear at the end of the working day.
- Where it is necessary to leave work unfinished at the end of a working day, relevant signage and/or barriers will be put in place.
- ABC Company employees do not engage in general electrical work.
- Work areas and machinery will be kept clean and tidy at all times.
- Work areas will be subject to the H&S inspections.
- Personal Protective Equipment comprised of Gloves, Knee Pads, Masks, Safety Boots and Hi Viz will be worn as relevant for the particular type of hazard.

Revision number	Date	Document owner	Approved by	Page number
01	xx/xx/xx	Manager 1	Manager 2	49

4.12 Abrasive Wheels

Hazards

- Disc bursting due to:
 - Incorrect disc fitted
 - Disc fitted incorrectly
 - Faulty / damaged disc fitted
- Wrong disc fitted / used for purpose
- Hand or leg injuries from unsafe use by inexperienced or incompetent persons
- Eye injuries to operator or those nearby from projectiles emitted
- Severe injuries due to wheel bursting

Person at risk:

Employees / Sub-Contractors / Visitors / Others

RISK ASSESSMENT:

Likelihood	Severity	Risk Value
Score =	Score =	Result =

- Users of abrasive wheels equipment must be trained and certified
- Wearing of appropriate PPE i.e. goggles or visor (safety spectacles not adequate), appropriate dust mask, gloves and hearing protection
- Machines to be well maintained - if damaged / faulty they are to be reported to foreman immediately and repaired without delay
- Guards to be in good order and NOT REMOVED
- Funnel to be used for fuelling to avoid accidental spillages onto machine causing potential fire hazard
- Appropriate machine to be used for job i.e. in limited spaces use 4" angle grinder in lieu of regular size
- Check if atmosphere it is being used in is suitable for type of machine used i.e. if explosive atmosphere or confined space do not use petrol driven Consaw or electrically operated angle grinders. Compressed air machines to be used
- Always check that a grinding wheel's RPM rating is consistent with the speed of the grinding machine.
- Before mounting a grinding wheel on a machine, make sure the power is turned off at the power point switch and the plug removed.
- Occasionally a new wheel is cracked or flawed, and is likely to shatter as soon as it is used. New wheels should always be visually checked and given a resonance test before being fixed

Revision number	Date	Document owner	Approved by	Page number
01	xx/xx/xx	Manager 1	Manager 2	50

to the spindle. Tap the side of the wheel with a small tool. It should have a clear ring. A dull noise indicates a flaw.

- Ensure the hole in the grinding wheel fits closely on the spindle.
- When a wheel has been newly fitted between appropriate washers and flanges, rotate it by hand to check the balance before switching on the power to use the machine.
- Unless flanges and washers are evenly seated on either side of the wheel before the locking nut is tightened, the wheel can crack and shatter.
- Always ensure that the wheel has a soft washer or "blotter" on either side to distribute clamping pressure when the nut is tightened.
- Avoid over-tightening the locking nut, as this can exert hazardous forces on the wheel.
- Avoid using grinding wheels designed for steel on materials that will clog the pores between the abrasive particles -for example plastic or aluminium.
- Unless the wheel is "dressed" with a special tool, when pores become blocked or it loses its cutting surface, the operator will have to press harder to achieve the same cutting effect, exerting forces that may cause the wheel to shatter.
- Pressing hard on a dulled wheel surface can produce excessive heat, which will cause the bonding material to glaze.
- Eye and ear protection should be worn for all grinding jobs, including dressing grinding wheels.
- Never remove guards from a bench grinder. They offer protection in the event of wheel failure, and protect hands and fingers from injury.
- The work rest on a bench grinder should be securely fixed and close enough to the grinding wheel to prevent the job slipping off. It should be adjusted as the disc becomes smaller through wear and dressing.
- Wheels should never be run in excess of the maximum speed recommended by the manufacturer.
- Abrasive wheels should be discarded:
 - When the diameter approaches that of the driving flanges.
 - When the work rest can no longer be correctly adjusted to the wheel diameter, or
 - When the wheel no longer cuts efficiently because of reduced peripheral speed.

Revision number	Date	Document owner	Approved by	Page number
01	xx/xx/xx	Manager 1	Manager 2	51

4.13 Scaffold

Hazards

- Collapse of scaffold leading to personal injury
- Falls from heights
- Personal injury from falling materials

Person at risk:

Employees / Sub-Contractors / Visitors / Others

RISK ASSESSMENT:

Likelihood	Severity	Risk Value
Score =	Score =	Result =

CONTROL MEASURES

- Scaffold must be erected / altered / dismantled by a competent trained person.
- This person must hold a valid up to date CSCS ticket.
- Adequate signage or a Scaffold tag system must be in place, informing people of the condition of the scaffold e.g. 'Safe to use' OR 'Scaffold incomplete do not use'.
- Scaffold must be inspected every 7 days and the statutory form must be filled out after each inspection and kept in the Safety File.
- Scaffold must also be inspected after any adverse weather conditions and the statutory form must be filled out and kept in the Safety File.
- It is a criminal offence for anyone who does not hold a CSCS scaffold ticket to alter / dismantle / erect scaffold.
- If scaffold is sub contracted out then the company erecting the scaffold must supply the statutory form once completed to the required standards and inspected on a weekly basis.

Revision number	Date	Document owner	Approved by	Page number
01	xx/xx/xx	Manager 1	Manager 2	52

4.14 Working at height

Hazards

- Falls over edges
- Falls through the roof
- Items falling from work area
- Throwing waste material from roof etc.
- Overreaching
- Tripping Hazards on work area
- Collapse of unit
- Falls through opes
- Personal Injury due to unfamiliarity with premises/site

Person at risk:

Employees / Sub-Contractors / Visitors / Others

RISK ASSESSMENT:

Likelihood	Severity	Risk Value
Score =	Score =	Result =

CONTROL MEASURES

- Method Statement and Risk Assessment to be prepared before any work commences on a roof or at any height.
- Care must be taken when other contractors are present in the area
- Leave clear access and egress for other contractors on site to prevent slips / trips and falls
- All work at height will be must be carried out safely to protect workers and people below.
- All scaffold including mobile towers, must be of sound construction and erected by a competent person, this will include a copy of the statutory form.
- There is an onus on the employer providing the scaffold that it is safe for use by their employees
- Under certain circumstances Fall arrest equipment may need to be used
- Any work by sub contractors which involves working at any height must have a risk assessment and method statement and must be given to foreman.
- PPE, training, Fall Arrest systems, etc. to be fully implemented and used as per the specifics of the relevant method statement.

Revision number	Date	Document owner	Approved by	Page number
01	xx/xx/xx	Manager 1	Manager 2	53

4.15 Company vehicles

Risk Assessment

Likelihood	Severity	Risk Value
Score =	Score =	Result =

Risks Identified: Medium

- Personal Injury from inadequate maintenance / Checks on Company Vehicles
- Damage to property from inadequate maintenance / Checks on vehicles

DESCRIPTION

Five main hazards are addressed under the risk assessment: Road Traffic Accident, Manual Handling, Wheel Change, Mobile Phones and Vehicle Maintenance.

HAZARDS

1. Road Traffic Accident – Injury due to collision

CONTROL MEASURES

- Only suitably qualified and insured employees may operate company vehicles.
- They must always be driven within the rules of the road and the law.
- They must have a recorded and scheduled programme of maintenance, and must hold DOE certificates as necessary.
- No hitchhikers may be picked up at any time.
- Any breach of Road Traffic Acts will be treated with the utmost severity.

2. Manual Handling – Injury due to lifting and carrying.

RISK ASSESSMENT:

Likelihood	Severity	Risk Value
Score =	Score =	Result =

CONTROL MEASURES

- Good manual handling practice must be exercised in loading and unloading of the vehicle.
- Be very aware of your own capabilities

Revision number	Date	Document owner	Approved by	Page number
01	xx/xx/xx	Manager 1	Manager 2	54

- Be very careful of trap points on doors.
- Ask for help whenever practical and needed.
- Ensure all equipment is safely stowed in the vehicle so that it will not slide or shift forward in the event of an emergency stop

3. Wheel Change – Cuts, Bruises, MH injury, traffic passing by.

RISK ASSESMENT:

Likelihood	Severity	Risk Value
Score =	Score =	Result =

CONTROL MEASURES

- Vehicle is issued with full wheel changing kits.
- The jack, screwdriver, spare wheel and tyre iron are usual vehicle equipment. The reflective jacket, torch and red triangle are supplied by the company.
- All of this equipment is to be properly maintained by the vehicle drivers.
- If a puncture occurs and a wheel change is needed do the following:
 - Turn on hazard lights
 - Pull in to the left-hand side of the road when safe to do so
 - Get out of the vehicle and go to the boot
 - Place the red triangle approx. 30 feet from the vehicle
 - It is imperative that the yellow jacket is worn even in broad daylight
 - If the puncture is on the left hand side of the vehicle proceed to change the tyre taking great care with regard to manual handling
 - If the puncture is on the right hand side of the vehicle try to angle the car slightly to give protection from oncoming traffic
 - When the wheel has been changed replace all equipment back in the vehicle in their original storage places
- Have the puncture repaired as soon as possible, especially if the spare is a temporary wheel

Revision number	Date	Document owner	Approved by	Page number
01	xx/xx/xx	Manager 1	Manager 2	55

LOGO HERE

ABC Company Safety Statement

4. Mobile phones – road traffic accident

RISK ASSESMENT:

Likelihood	Severity	Risk Value
Score =	Score =	Result =

CONTROL MEASURES

- At no time is it permitted to drive the vehicle while holding a mobile phone or receiving / sending text messages
- Training / instruction must be given to staff on the dangers of using a mobile phone while operating a vehicle

5. Vehicle Maintenance – RTA due to poor maintenance

RISK ASSESMENT:

Likelihood	Severity	Risk Value
Score =	Score =	Result =

CONTROL MEASURES

- Maintenance / service carried out as per recommendations.
- A bi-monthly Health & Safety Vehicle Review will be made on the vehicle and a record kept in the Health & Safety folder
- Staff will occasionally be requested to carry out an assessment on the vehicle.

Vehicle to include the following:

- Current Vehicle Service Record
- Fire Extinguisher
- Torch
- Reflective Jacket
- Bin for litter
- Warning Triangle
- Emergency Breakdown/Accident phone number
- First Aid Kit Accident number

Revision number	Date	Document owner	Approved by	Page number
01	xx/xx/xx	Manager 1	Manager 2	56

4.16 Ladders

HAZARDS

Note: Ladders must only be used for short periods and only where there is no suitable alternative.

- Items falling from ladders
- Working from ladders
- Throwing waste material from ladders
- Overreaching
- Overbalancing
- Ladders Falling
- Falls from Ladders
- Electrocution
- Defective Ladders

Person at risk:

Employees / Sub-Contractors / Visitors / Others

RISK ASSESSMENT

Likelihood	Severity	Risk Value
Score =	Score =	Result =

CONTROL MEASURES

- Ladders must be in good condition, free from defects and to be inspected by a competent person before ladder is to be used.
- Ladder must be positioned on solid ground - if metal check that caps on the feet are in place and in good condition.
- Ladders to be used the correct way up - strengtheners to be on the underside of rungs.
- Ladders should not be painted as this hides defects.
- The ladder must be sited on a level surface and securely tied on both sides near its upper resting place. If it cannot be tied at the top, it must be held by a person stationed at the foot of the ladder.
- Ladders must extend at least 1m over landing stage and set at a slope of 1 out to 4 up (75°)
- Workers to climb ladders with both hands free (i.e. not carrying materials)
- Move ladder along with work to prevent overreaching.
- If ladder or run of ladders >9m, an intermediate landing stage is to be provided.
- If working near overhead cables, do not use metal ladders.
- Only one person at a time on a ladder
- Class 1 heavy duty ladders to be used in construction.
- If a ladder cannot be properly repaired, it must be scrapped
- Do not stand on top 2 rungs of step ladder
- Extension ladders > 6m long, overlap of 4 rungs required

Revision number	Date	Document owner	Approved by	Page number
01	xx/xx/xx	Manager 1	Manager 2	57

4.17 Mobile Elevated Working Platform (MEWP)

Hazards

- Falls over edges
- Items falling from platform
- Throwing waste material from platform etc.
- Overreaching
- Tripping Hazards in platform area
- Collapse of unit
- Falls through opes
- Personal Injury due to unfamiliarity with premises/site

Person at risk:

Employees / Sub-Contractors / Visitors / Others

RISK ASSESSMENT:

Likelihood	Severity	Risk Value
Score =	Score =	Result =

CONTROL MEASURES

- Method Statement and Risk Assessment to be prepared before any work commences using a MEWP.
- Care must be taken when other contractors are present in the area
- Leave clear access and egress for other contractors on site to prevent slips / trips and falls
- All work at height will be must be carried out safely to protect workers and people below.
- MEWPS may only be operated by a person holding an appropriate skills card.
- Fall arrest equipment must be provided and used.
- All MEWPS must be inspected by a competent person before use and when first delivered to site.
- Before harness is issued to an operative employer must ensure that the operative has been trained in its Use and Inspection.
- Harnesses must be full body type
- Harnesses must be inspected visually on a monthly basis by a competent person and records of these inspection will be filed.
- Harnesses must be stored on a hook in a dry room.
- Harnesses must be in good condition and worn correctly.
- All MEWP operators must hold a valid up to date ticket (CSCS) (CITB).
- MEWPs are hired from Hire Companies when required.

Revision number	Date	Document owner	Approved by	Page number
01	xx/xx/xx	Manager 1	Manager 2	58

LOGO HERE

ABC Company
Safety Statement

- MEWPs must be accompanied by the statutory forms on delivery.
- Harnesses must be tested by a competent person and test certificates must be filed for inspection reasons.
- MEWPs must be used on stable ground to avoid overturning.
- MEWPs will not be used to gain access onto another floor.
- Controls must be guarded by a hoop to prevent accidental movement.

PREVIEW

Revision number	Date	Document owner	Approved by	Page number
01	xx/xx/xx	Manager 1	Manager 2	59

4.18 Consaws

Hazards

- Amputation
- Fire

Person at risk:

Employees / Sub-Contractors / Visitors / Others

RISK ASSESSMENT:

Likelihood	Severity	Risk Value
Score =	Score =	Result =

Control Measures

Key Points:

- Check guarding is secure
- Check all safety switches are secure
- Check for oil or fuel leaks
- Check the tension on the drive belt, no more than ¼ inch play in belt
- Check the cutting disc is the correct specification for the task to be carried out
- Changing the blade gloves must be worn
 - Ensure saw is switched off
 - Hold blade lock if applicable
 - Use specific tool only to loosen and remove the blade via the blade retention nut
 - Replace blade and reverse above steps.
- Refuelling
 - Ensure saw is switched off
 - Check the mix ratio as per the manufactures instructions for 2 stroke oil
 - Mix the fuel in the approved portable fuel can to the approved ratio
 - Open the fuel lid on a level and secure surface
 - Fill fuel from an approved container
 - Replace lid
- Procedure for starting
 - Place the con saw on the ground
 - Pull in the accelerator and depress the lock switch to "On"
 - Secure the saw by placing your foot in the indicated place
 - Check the choke is in the "On" position
 - Pull the starting cord

Revision number	Date	Document owner	Approved by	Page number
01	xx/xx/xx	Manager 1	Manager 2	60

LOGO HERE

ABC Company
Safety Statement

- o When the saw fires, adjust the choke as necessary
- o Use the saw as per the SOP
- o When finished turn the switch to "Off"

Notes:

Only cut with blade never use it to grind.

Check that the saw has been serviced before accepting delivery to site.

Never use the Con Saw when there is a person standing in front of the saw or in the path of sparks.

PREVIEW

Revision number	Date	Document owner	Approved by	Page number
01	xx/xx/xx	Manager 1	Manager 2	61

4.19 Cement

Hazards

- Lime Burns
- Struck by vehicle
- Slips and falls

Person at risk:

Employees / Sub-Contractors / Visitors / Others

RISK ASSESSMENT:

Likelihood	Severity	Risk Value
Score =	Score =	Result =

CONTROL MEASURES

- Correct PPE to be worn at all times.
- Rubber boots to be worn to prevent lime burns on feet and ankles.
- Concrete trucks are monitored when near excavations.
- Keep away from pinch point son concrete trucks.
- Be aware fop swinging chutes on concrete trucks.
- Never ride a concrete bucket.
- Ensure no one is working under a chute.
- If applying curing compound or other additives ensure you wear PPE as per the manufacturer's instructions.
- Be aware of reversing concrete trucks.

Revision number	Date	Document owner	Approved by	Page number
01	xx/xx/xx	Manager 1	Manager 2	62

4.20 Pneumatic tools

Hazards

- Dust
- Fumes
- Entanglement
- Vibration
- Eye injury

Person at risk:

Employees / Sub-Contractors / Visitors / Others

RISK ASSESSMENT:

Likelihood	Severity	Risk Value
Score =	Score =	Result =

CONTROL MEASURES

- Adjust your air pressure to the manufacturer's rating.
- Make sure hoses are of the correct inside diameter and are not kinked or crushed.
- Mufflers to be part of tool.
- Ear defenders to be worn.
- Tool to have schedule of PPM to keep vibration at a minimum.
- Be aware of oil contaminated air release, keep hands and tools free of oil.
- Absorbent gloves to be worn.
- Dust masks to be worn by operatives.
- Correct PPE to be worn.
- Correct use and handling of plant and equipment.
- Operatives to be rotated and a register kept.
- Whip checks and guards if applicable to be fitted to all pneumatic tools.
- When using quick disconnect type fittings, install the male end on the tool.
- Always wear impact resistant safety goggles.

Revision number	Date	Document owner	Approved by	Page number
01	xx/xx/xx	Manager 1	Manager 2	63

4.21 Domestic Works

HAZARDS

- Access and egress
- Poor weather
- Domestic animals
- Children

RISK ASSESSMENT:

Likelihood	Severity	Risk Value
Score =	Score =	Result =

NOTE: Where the works come under the auspices of the Construction Regulations 2013 we will cooperate fully with the appointed Project Supervisor and/or Health and Safety Coordinator. Where the works are not under the 2013 Construction Regulations all other risk assessments or method statements apply.

CONTROL MEASURES

- Park safely as close as possible to the dwelling.
- Ensure that appropriate clothing is available for weather conditions.
- Try to find out in advance if there are dogs or children present.
- Ask householder to keep dogs confined during visit.
- Be aware of children and children's toys possibly causing trip hazards.
- First aid kit is available in vehicle.
- Sensible clothing is worn to offer general protection from hazards such as Safety Shoes, Strong Trousers and long sleeve light jacket.
- Always ask permission before opening any closed doors within the dwelling.
- If there is a problem at the dwelling such as a family dispute, offer an alternative time for the assessment.

Revision number	Date	Document owner	Approved by	Page number
01	xx/xx/xx	Manager 1	Manager 2	64

PART 5

ANNUAL REPORT

ABC COMPANYSAFETY STATEMENT

The following is a report of progress with our Health and Safety Policy as required by Section 12(6) of the Safety Health and Welfare at Work Act 2005.

SAFETY TRAINING;

During the year, the following safety training courses were run:

- 1
- 2
- 3

External safety and health courses attended by our staff included:

- 1
- 2
- 3

NEW SAFETY ARRANGEMENTS

The following new safety arrangements were put in place during the year:

- 1
- 2
- 3

Revision number	Date	Document owner	Approved by	Page number
01	xx/xx/xx	Manager 1	Manager 2	65

Safety Statement Document Review

ABC COMPANY

To ensure the proper implementation of our Safety Systems we shall review the Safety Statement periodically and at least annually.

Date of Review	Signed for Company	Description of Changes	Date of update

PREVIEW

Part 6 Staff Sign Off

We the undersigned accept that:

- We have been shown the Safety Statement,
- We know where it is to be kept for review,
- We will adhere to all safety rules as set out by ABC Company
- We will not act in any way that could be harmful to ourselves or any other person.

Name in block	Signature	Date

LOGO HERE

Appendix

PREVIEW

Revision number	Date	Document owner	Approved by	Page number
01	xx/xx/xx	Manager 1	Manager 2	68

LOGO HERE

ABC Company Safety Statement

Accident Report Form

Location:	Department/Division:
Date of Accident/Incident:	Date of Review:
Management present:	
Injured Party	

Nature of loss	Nature and extent of actual or potential loss to people, property, process or the environment
Description	Description of the Accident/Incident (who, what, how, when)
Causes	Why did the Accident/Incident occur, (root, basic and immediate causes)?
Recommendations	Action to prevent recurrence, responsibility & action by dates:
Reporting	Distribution of investigation information organisation wide and statutory reporting / reply:

Revision number	Date	Document owner	Approved by	Page number
01	xx/xx/xx	Manager 1	Manager 2	69

Staff Suggestion forms

SECTION A: To be completed by staff member with suggestion

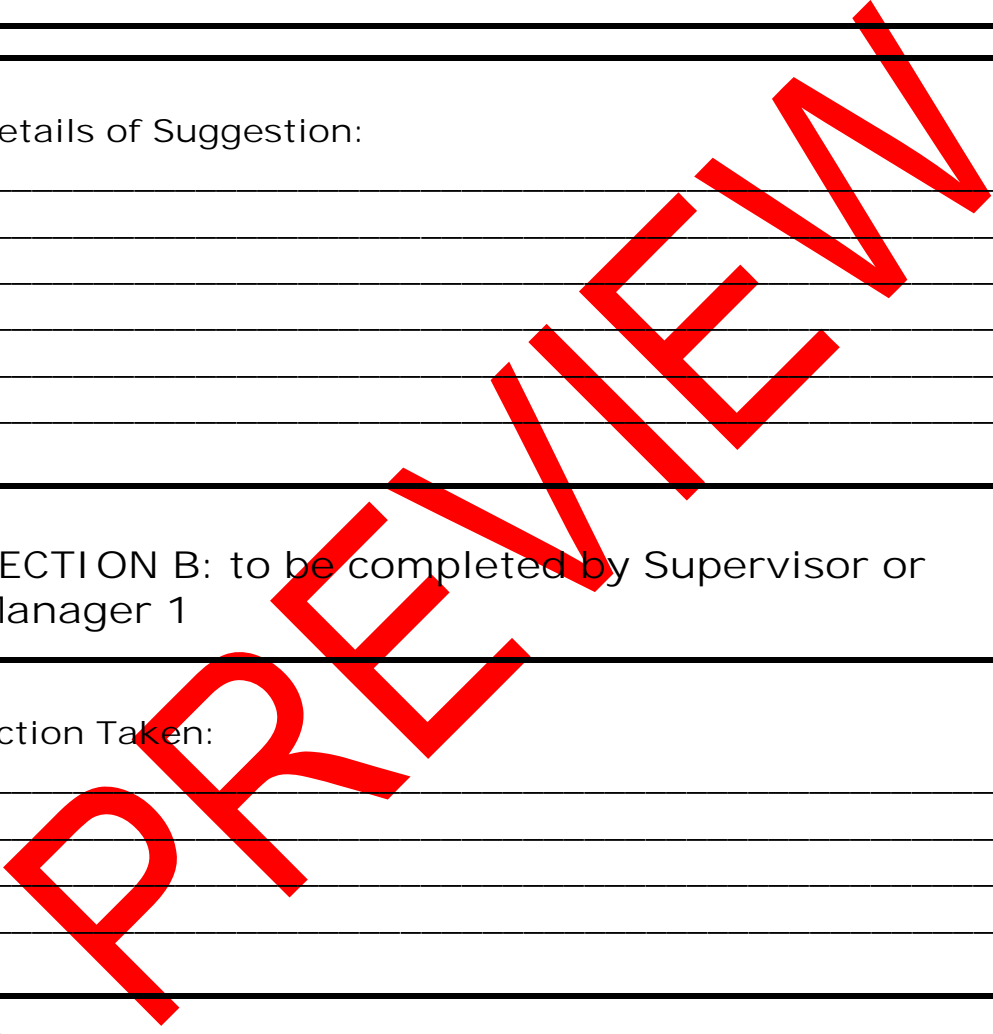
Staff Member Name: _____ Position: _____ Date: _____

Details of Suggestion: _____ _____ _____ _____ _____

SECTION B: to be completed by Supervisor or Manager 1

Action Taken: _____ _____ _____ _____

Signature: _____
Date _____



Template Method Statement for Clients when necessary.

Contractor	Name:	Address:	Tel:
			E-mail:
Project Name			
Description of the Task/Activity			
Site Address/Location:		Start Date/Time:	
		Finish Date/Time	
Personnel Involved	Name	Role/Trade	
Site Supervisor:		Tel:	
Safety Officer		Tel:	
Key Plant & Tools (Attach Certification)			
Key Materials			
Other Essential Equipment:	(i.e. access platforms/winches/ladders, etc)		
Specific Identified Residual Hazards: (or refer to the task specific risk assessment(s))			

Revision number	Date	Document owner	Approved by	Page number
01	xx/xx/xx	Manager 1	Manager 2	72








LOGO HERE

ABC Company Safety Statement

Specific Staff
Training


Sequence of Operations: (include sketches if required)	1. 2. 3. 4. 5. 6. 7. 8. 9. 10.
Temporary Supports and Props needed to facilitate the works:	(if none, state none)
Method of Access and Egress to the work area:	(i.e. Ladders/MEWPS/Scaffold/Trestles/Step Ladder, etc)
Fall Protection Measures: (Where work at height cannot be eliminated – consider both Personnel & Materials)	(i.e. Guard Rails/Toe Boards/Brick Guard/Safety Harnesses/Exclusion Zones, etc.)

LOGO HERE	ABC Company
	Safety Statement

Hazardous Substances : (Attach MSDS if required)							
	Very Toxic	Harmful/Irritant	Corrosive	Dangerous For the environment	Oxidising	Highly flammable	Explosives
Applicable:	Yes/N 0	Yes/No	Yes/No	Yes/No	Yes/No	Yes/No	Yes/No

Storage Arrangements:	
Details of Permits to Work:	
SWL's:	(Detail any limits on the loadings applicable to temporary plant/equipment or fixed elements of the structure where the work is taking place)

Required Personnel Protective Equipment:							Other: 1. Hi-Viz 2. Coveralls 3.
	Safety Boots	Hard Hats	Safety Gloves	Hearing Protection	Eye Protection	Respiratory Protection	

Emergency Procedures:			
	First Aid Facilities:	Name of On-Site First Aider:	
		First Aid Box Location:	
		Location of Nearest Hospital:	
Welfare Requirements			
Services to be supplied by Others			
Other information & Comments			

All work will be undertaken by qualified competent persons with experience of the type of work described above, and in all cases in full accordance with safety procedures specified in the company's health and safety Policy.

Prepared by:
 Position:
 Reviewed by:
 Position:

Date:
 Date:

LOGO HERE	ABC Company
	Safety Statement

ABC Company Safety Statement

PART 8 Related Policies

8.1 ABC Company Environmental Policy Statement

ABC Company will seek to promote the conservation and sustainable use of natural resources and to minimise environmental pollution in all their activities and, where possible, by its influence over others. The objective will be to minimise the environmental impact of all operations.

Consideration will be given to substitution of polluting substances with "greener" alternatives wherever possible. Steps will be taken to minimise smoke, dust, noise, and vibration nuisance - the potential for which will be identified during the assessment process.

All waste disposals shall be carried out by registered carriers and removed to registered disposal sites. Documentation shall be held to demonstrate compliance with this. Wherever possible waste shall be recycled, reclaimed or reused.

Liquid pollutants will not be allowed to enter watercourses. All liquid storage will be bunded wherever there is a risk.

This policy will be enforced by managerial vigilance and shall be subject to regular auditing and review.

PRELIMINARY

LOGO HERE

ABC Company Safety Statement

8.2 ABC Company Equality Policy

ABC Company are an equal opportunities Employer & thus, as laid out in this policy, seek to comply with all legal regulations & directives with regard to dealing with individuals or groups in a fair & legal way.

It is the policy of ABC Company to deal (employ, pay, consult, interview, speak to, and write to etc.) with any person/s equally & with dignity Regardless of disposition:

- Gender
- Race
- Colour
- Creed (Religious Persuasion)
- Nationality
- Disability or Physical Impairment
- Financial Status

ABC Company., its Management and Staff must uphold & comply with this policy. Failure to comply with this policy could result in immediate disciplinary action & possible dismissal.

Should any person cause harm, harass, sexually harass or disadvantage any of the above because of their disposition, that person/s will be reported to the Authorities & will be dealt with on a legal basis.

It is the overall policy of this company to practice equality & to be fair to all.