

LOGO HERE

COMPANY SAFETY STATEMENT

ABC Company

Address Line 1
Address Line 2

PREVIEW

Contents

- PART 1 Company Statement
- 1.1 Application
 - 1.2 Objectives of the Safety Statement
 - 1.3 Safety Statement
 - 1.4 Policy Statement
 - 1.5 Revisions
- PART 2 Duties and Responsibilities
- 2.1 Management control
 - 2.2 Manager 2
 - 2.3 Manager 1
 - 2.4 Department Managers
 - 2.5 Employees
 - 2.6 Office Based Staff (incl. Software development or testing staff)
 - 2.7 Contractors
- PART 3 Arrangements for Safe Working
- 3.1 Resources
 - 3.2 Safety Induction
 - 3.3 Training
 - 3.4 Safety Consultation
 - 3.5 Safety Representation
 - 3.6 First Aid
 - 3.7 Reporting of Accidents, Diseases and Dangerous Occurrences
 - 3.8 Welfare Facilities
 - 3.9 Personal Protective Equipment
 - 3.10 Permit to Work Systems
 - 3.11 Smoking Statement
 - 3.12 Drugs and Alcohol Statement
 - 3.13 Bullying Statement
 - 3.14 Young and Inexperienced Workers Statement
- PART 4 Hazard Identification and Control Measures
- 4.1 Hazard Inspections
 - 4.2 Fire
 - 4.3 Access and Egress
 - 4.4 Housekeeping
 - 4.5 Manual Handling
 - 4.6 Electricity
 - 4.7 Offices
 - 4.8 Visual Display Units and Software development

Revision number	Date	Document owner	Approved by	Page number
01	xx/xx/xx	Manager 1	Manager 2	2

- 4.9 Hazardous Substances
- 4.10 Server Testing and Technical work.
- 4.11 Ladders
- 4.12 Machinery, Maintenance and Equipment
- 4.13 Noise
- 4.14 Pregnancy and New Mothers
- 4.15 Driving for Work (Company or Personal Vehicles)
- 4.16 Client premises and building sites, etc.
- 4.17 Working at Height (rare occurrence, only relevant when carrying out wireless installations)
- 4.18 Using hand/power tools (installations at client premises)

PART 5 Annual Report

PART 6 Staff sign Off

PART 7 Appendix

- A1 Accident Report Form
- A2 Inspection Sheet
- A3 Staff Suggestion sheet
- A4 DSE assessment
- A5 Method Statement for Installations, etc.

PART 8 Related Policies

- Environmental Policy
- Equality Policy

Disclaimer.

This Statement has been prepared with the assistance of www.safety-statements.ie no liability may attach to www.safety-statements.ie arising out of any element of the contents of this statement. It is accepted that Manager 2 is responsible for ensuring the contents adequately reflect the activities of the business.

Revision number	Date	Document owner	Approved by	Page number
01	xx/xx/xx	Manager 1	Manager 2	3

1.1 APPLICATION

This Safety Statement has been developed to assist ABC Company Ltd comply with relevant H&S standards and to ensure that clients and employees are fully aware of ABC Company Ltd's commitment to high standards in H&S.

ABC Company work in the general area of Information Technology. We provide and develop software as per our Client and Market needs. We also carry out works on IT infrastructure as necessary.

The contents of this Safety Statement are an attempt to address the hazards within the business and set out relevant control measures. While every effort has been taken to address all known hazards, it is accepted that new hazards can arise from time to time. Our program of weekly Inspections should identify these hazards and lead to new Risk Assessments being added to this Statement as needed.

1.2 OBJECTIVES OF THE SAFETY STATEMENT

To provide a reference for the policies and procedures used in house. It is also used to assess and audit the levels of health and safety being achieved.

To provide evidence that the policies and procedures to ensure health and safety objectives are met and have been thought out and documented in order to help those who must execute them.

To provide a control document to record the pertinent changes to the Company Safety Statement, which become necessary due to the changing business environment.

To help identify training requirements that needs to be fulfilled in order to generate suitably qualified personnel to carry out the policies and procedures contained within the document.

To provide assurance that compliance with legal requirements for health and safety are being met or exceeded.

Revision number	Date	Document owner	Approved by	Page number
01	xx/xx/xx	Manager 1	Manager 2	4

1.3 COMPANY SAFETY STATEMENT

The general Statement on this page sets out the Safety Policy of ABC Company.

It is this Company's intention that its work will be carried out in accordance with:

- ✓ The relevant statutory provisions of the Safety, Health & Welfare at Work Act 2005
- ✓ The Safety, Health & Welfare at Work General Application Regulations 2007 (and all other regulations made under the 2005 Act that may be relevant to ABC Company)
- ✓ The Construction Regulations 2013

Where we are engaged on Domestic Works and we are not aware of a Project Supervisor being appointed, we will advise the Client under Regulation 6 of the 2013 Construction Regulations, of their duty to do so and will follow the directions of whoever is appointed as the Project supervisor.

All reasonable practicable measures will be taken to minimise risk to employees or others who may be affected by company activities.

ABC Company has appointed Manager 2 as having responsibility for managing Health, Safety & Welfare, on a day-to-day basis. Reference should be made to Manager 2, in the event of any difficulty arising in the implementation of this policy. Manager 2 will be supported by others as necessary to ensure that the provisions of this Safety Statement are implemented.

The Success of the policy will depend on the co-operation of all employees. It is therefore important that you acquaint yourself with all areas of the Safety Statement. You should ensure that you understand your role and the overall arrangements for Health & Safety within the Company and within your individual area. You should also be aware that you have an obligation to take care of your own safety and that of others that might be affected by your actions.

Signed: _____
Manager 2

Date: _____

Revision number	Date	Document owner	Approved by	Page number
01	xx/xx/xx	Manager 1	Manager 2	5

1.4 Policy Statement:

The Management of ABC Company is committed to, protecting the Safety, Health and Welfare of all employees at work, avoiding product loss, preventing property damage and ensuring its processes will not damage the environment. The company shall take all reasonable and practicable steps to protect members of the public who may be affected either directly or indirectly by its activities.

All reasonable and practicable steps shall be taken through occupational risk assessment to ensure that workplace conditions, practices and procedures are safe and in compliance with relevant safety, health and welfare legislation.

It is our Statement when purchasing raw materials for signage, making process alterations, altering (by approval) existing equipment or changing a system of work; to study each proposed change to ensure that it is safe in so far as reasonably practicable.

All employees shall be adequately trained, supervised and equipped to carry out their duties and responsibilities in a safe manner, with all operating procedures clearly outlined. All employees will have access to the company's Safety Statement and should ensure that they are familiar with its content.

The company shall provide where necessary suitable protective clothing, equipment and training where hazards cannot be eliminated using all reasonable practicable steps.

Accidents/incidents reported shall be investigated by Management to determine the corrective action necessary to prevent recurrence.

Manager 2 and any sectional Manager shall implement this Statement in all work areas and ensure that all managers and employees understand their responsibilities and cooperate with the implementation of this Statement.

This statement shall be communicated throughout the organisation by consultation with the employees and be revised as often as is necessitated by changes in legislation or the addition of new processes and equipment and all resources shall be provided to ensure its full implementation.

Revision number	Date	Document owner	Approved by	Page number
01	xx/xx/xx	Manager 1	Manager 2	6

LOGO HERE

ABC Company
Safety Statement

COMPANY STRUCTURE FOR HEALTH AND SAFETY

PART 2

Detailed Responsibilities of Personnel
carrying out functions of Part 3

Revision number	Date	Document owner	Approved by	Page number
01	xx/xx/xx	Manager 1	Manager 2	8

2.1 MANAGEMENT CONTROL SYSTEM

The objective of the Safety Management System is to satisfy our legal responsibilities and to exercise greater control of health and safety within our organisation, to protect people and control the business.

Management points that may be measured:

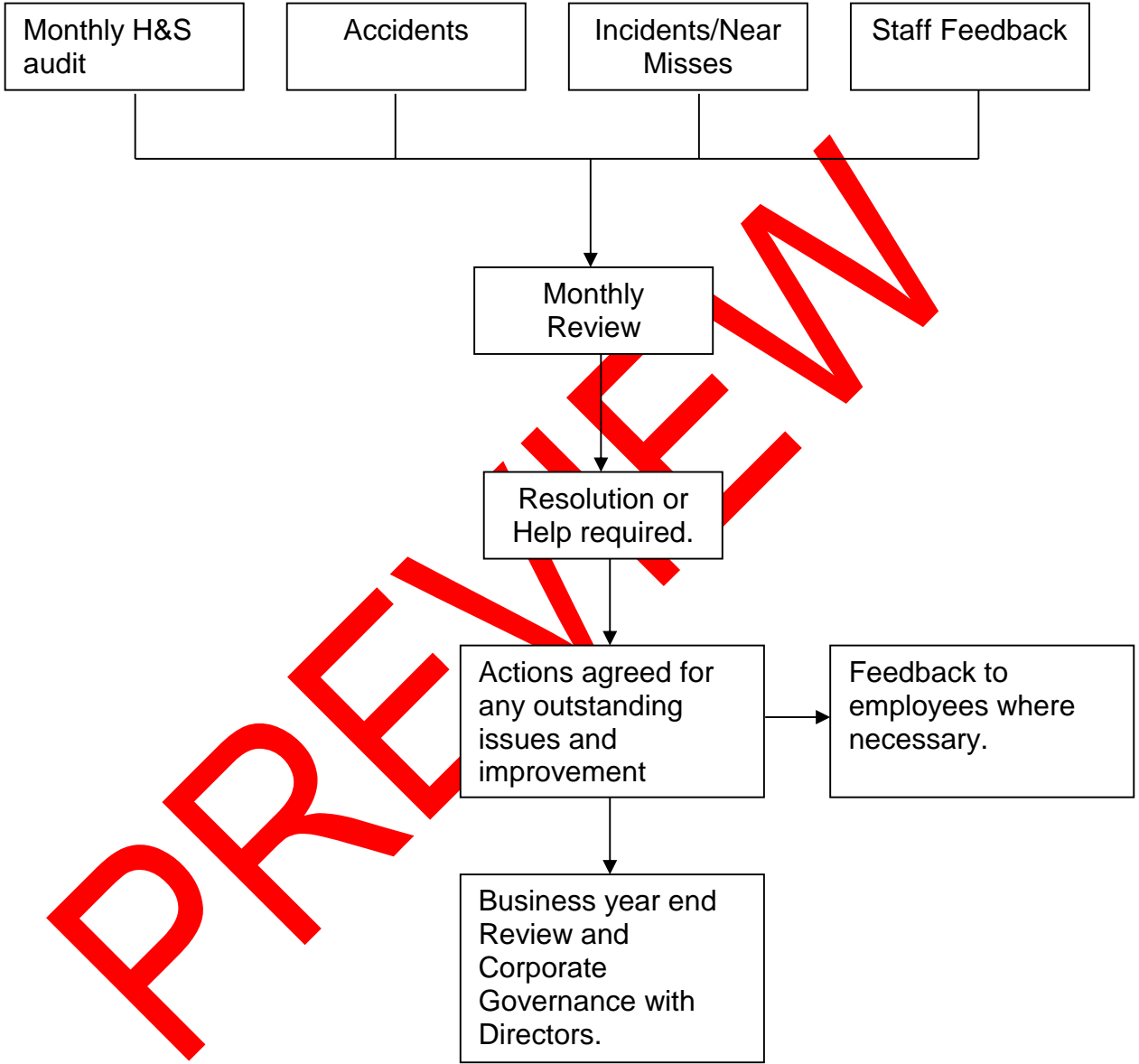
1. Workplace safety and housekeeping inspections
2. Staff suggestions and query forms
3. Induction and ongoing training
 - 3.1. First aid – as necessary
 - 3.2. Manual Handling – as necessary
 - 3.3. Safety Induction.
4. Safety critical equipment maintenance records
 - 4.1. Fire alarms
 - 4.2. Fire extinguishers
 - 4.3. First aid equipment
5. Fire drill records
6. Risk assessments
 - 6.1. Initial assessments from xx/xx/xx
 - 6.2. Annual reviews after xx/xx/xx
7. Monthly Safety review (part of general management meetings)
 - 7.1. Minutes
 - 7.2. Action points
 - 7.3. Outstanding issues resolved
8. Safety Statement
 - 8.1. Implementation after xx/xx/xx
 - 8.2. Annual reviews after xx/xx/xx
9. Annual report

Records of all of the above points will be held within a Safety Management Folder. This folder is maintained by Manager 1.

Revision number	Date	Document owner	Approved by	Page number
01	xx/xx/xx	Manager 1	Manager 2	9

Health and Safety Management process for ABC Company

Process flow below indicates how Health and Safety issues and procedures are handled.



Revision number	Date	Document owner	Approved by	Page number
01	xx/xx/xx	Manager 1	Manager 2	10

Procedure for Monthly Audits.

1. Result from previous Month is filed for review at Monthly meeting, along with any issues that could not be resolved at the time.
2. Any issues requiring discussion are dealt with at the meeting and action points are put in place.
3. An employee or Manager 1 will carry out the Monthly audit.
4. Audit is completed and given to Manager 1 by 2.30 pm that day if another employee was responsible.
5. The audit has corrective actions that have been completed highlighted and any issues that could not be dealt with identified.
6. Any significant issues on the audit are immediately actioned by Manager 1.
7. Any non urgent issues are held over until the monthly review and actioned as appropriate.
8. Manager 2 and Health and Safety Manager will then review the performance of the company at the Monthly Review.

PREVIEW

Revision number	Date	Document owner	Approved by	Page number
01	xx/xx/xx	Manager 1	Manager 2	11

2.2 MANAGER 2

- ❑ Manager 2 will be responsible for implementation of the procedures within the Safety Statement.
- ❑ Manager 2 bears the ultimate responsibility for ensuring that staff are given correct information and training for them to do their job effectively.
- ❑ Manager 2 is also responsible for ensuring that staff are supported in enabling them to reach the correct decisions in respect of health and safety matters.
- ❑ Supervise the Company Health and Safety programme.
- ❑ Review all safety rules bi-annually and, when necessary, recommend suitable changes.
- ❑ Investigate all major accidents and damage to Company property and recommend action.
- ❑ The Health, Safety, and Welfare of all employees are not compromised when all other performance standards are set.
- ❑ That adequate funding is reserved to meet regulatory needs of safety and health.
- ❑ That management will lead by example in adhering to stated policies to achieve the Company's aim to reduce accidents and health exposures.

Revision number	Date	Document owner	Approved by	Page number
01	xx/xx/xx	Manager 1	Manager 2	12

2.3 Manager 1

- ❑ Regularly inspect the premises to ensure that the programme is being complied with and make recommendations directly to all employees in matters concerning Health and Safety.
- ❑ Ensure the review of Health and safety on a monthly basis with Manager 2.
- ❑ Review the Staff suggestion and query forms weekly.
- ❑ Control Sub-contractor work on the premises.
- ❑ Supervise the Company Health and Safety programme.
- ❑ Get the assistance of all management in monitoring the effectiveness of the Company Safety Statement.
- ❑ Review all safety rules on a regular basis and, where necessary, recommend suitable changes.
- ❑ Assist in the induction and safety training of new employees.
- ❑ Inspect and maintain records of hazards/near miss reports.
- ❑ Monitor the systems for ensuring that fire precautions are adequate.

Revision number	Date	Document owner	Approved by	Page number
01	xx/xx/xx	Manager 1	Manager 2	13

2.4 MANAGERS

All Managers will be responsible for planned implementation of effective health and safety standards within their area of operation.

Managers bear the responsibility for ensuring that staff are given correct information and training for them to do their job effectively and that their work targets are realistic and do not compromise health and safety requirements.

They are also responsible for ensuring that staff reporting to them are supported in enabling them to reach the correct decisions in respect of health and safety matters.

SPECIFIC RESPONSIBILITIES OF ALL MANAGERS

- ❑ Ensure that all procedures are complied with for all new employees.
- ❑ Implement an efficient communication procedure so that all Personnel are aware of workplace standards as measured against the Company's Safety Statement and are provided with information on accidents and other safety, health and welfare information.
- ❑ Plan and co-ordinate safety training in liaison with the HR department and check that it is effective.
- ❑ Plan and supervise all work processes in a safe manner and in accordance with the standards set out in the Safety Statement.
- ❑ Ensure that all employees directly under your control are aware of their specific responsibilities.
- ❑ Provide assistance to staff in carrying out their responsibilities, particularly in determining the most appropriate order and methods of working.
- ❑ Where work is of a nature not normally carried out by the Company, then identify hazards and, if necessary, arrange for written instructions to be issued, regarding safety sequence, method of work and precaution to be taken, to the person in charge of the work.
- ❑ Allocate work in such a way that health and safety standards are not compromised.
- ❑ Know the location of the First Aid Box.
- ❑ Ensure that you know the procedure in the event of a fire.
- ❑ Report any accident or damage, however minor, to senior management.
- ❑ Commend Employees who by action or initiative eliminate hazards.

Revision number	Date	Document owner	Approved by	Page number
01	xx/xx/xx	Manager 1	Manager 2	14

2.5 All Employees

- ❑ All Employees are to co-operate with management in the wearing of the correct safety equipment, using the appropriate safety devices and following proper safe systems of work.
- ❑ All Employees are to co-operate in the investigation of accidents and the reporting of them and also the reporting to their supervisors of any local hazards of which they become aware.
- ❑ All Employees will be encouraged to promote ideas on the improvements of health and safety standards and also provide suitable suggestions for reduction in risks.
- ❑ All Employees are forbidden to interfere with or misuse any specified items of safety equipment or any safety device.
- ❑ All Employees are required to take care of their own health and safety and they should not indulge in horseplay, wilful unsafe acts or carry out or play practical jokes on other employees.
- ❑ Employees found guilty of wilful unsafe acts may be liable to summary dismissal.
- ❑ Employees are advised that strict requirements under the Health and Safety at Work Act can be used by the enforcing authorities against such persons if found guilty of reckless behaviour.
- ❑ All employees must clean up their working area or assist in tidying up thereof and also to help maintain clear passageways and maintain high standards of local housekeeping and hygiene.
- ❑ Do not smoke in designated "No Smoking" areas and dispose of spent matches, cigarette ends etc. properly.
- ❑ Know the location of the First Aid Box.
- ❑ Ensure that you know the procedure in the event of a fire.
- ❑ Report any accident or damage, however minor, to management.

Revision number	Date	Document owner	Approved by	Page number
01	xx/xx/xx	Manager 1	Manager 2	15

2.6 OFFICE BASED STAFF (includes software development personnel)

- ❑ Read and understand the Company's Safety Statement and carry out your work in accordance with its requirements.
- ❑ Do not try to use, repair, or maintain any office equipment or machinery for which you have not received full instructions or training.
- ❑ Report any defects in office equipment or machinery immediately.
- ❑ Know the location of the First Aid Box.
- ❑ Ensure that you know the procedure in the event of a fire.
- ❑ Report any accident or damage, however minor, to management.
- ❑ Ensure that corridors, office floors, doorways etc. are kept clear and free from obstruction.
- ❑ Do not attempt to lift or move, on your own, articles or materials so heavy as likely to cause injury.
- ❑ Do not attempt to reach articles on high shelves unless using steps or a properly designated hop-up: do not improvise or climb.
- ❑ Suggest ways of eliminating hazards and improving working methods.
- ❑ Do not smoke in designated "No Smoking" areas and dispose of spent matches, cigarette ends etc. properly.

Guidance on workstations for office workers

The Company believes that our present level of activity and use of Visual Display Units (VDUs) represents no health and safety hazards to its employees greater than any other electrical appliances including the danger of tripping over loose cables or possible electric shocks. Nevertheless, there are guidelines for users of VDUs and indeed all desk-related activities, which we commend to office staff e.g.

- ❑ Avoid slouching and keep the curve in the lower back.

Revision number	Date	Document owner	Approved by	Page number
01	xx/xx/xx	Manager 1	Manager 2	16

- Adjust the seat's backrest to support the lower back.
- Sit right back in the chair to gain adequate support.
- Use a footrest if the seat is too high.
- Rest the upper body when the routine allows, try to vary your work pattern so that the body uses a different position every 20 minutes.
- Where screens are involved change the screen angle to suit the sitting height.
- Avoid locations where VDUs will pick up sunlight or reflections.
- Adjust the height of the seat until the forearms are horizontal with the desk.
- Align hands with forearms and work with straight wrists.

PREVIEW

Revision number	Date	Document owner	Approved by	Page number
01	xx/xx/xx	Manager 1	Manager 2	17

2.7 CONTRACTORS

The following responsibilities are allocated to contractors:

- ❑ No contractor may be allowed to commence work before receiving a Permit to Work.
- ❑ All contractors will be expected to comply with ABC Company Statement for Health, Safety and Welfare and must ensure that their own Company's Statement is made available to the Company whilst work is being carried out.
- ❑ All work must be carried out in accordance with relevant statutory provisions, the Company's Contractor's Rules and taking into account the safety of others on the site.
- ❑ Scaffolding and other access equipment used by contractors' employees must be erected and maintained in accordance with Regulations and Codes of Practice.
- ❑ All plant and equipment brought onto site by contractors must be safe and in good working order, fitted with any necessary guards and safety devices and with any necessary certificates available for checking.
- ❑ No power tools or electrical equipment of greater voltage than 110 volts should be brought onto site. All transformers, generators, extension leads, plugs, and sockets must be suitable for industrial use and in good condition. If it is necessary to use equipment operating from a 240-volt supply, a residual current device with a rated tripping current of 30 mA and operating 30-m secs must be used.
- ❑ Any injury sustained by a contractor's employee must be reported immediately to management at ABC Company.
- ❑ Contractors must comply with any safety instructions given by ABC Company management.
- ❑ ABC Company must be notified of any material or substance brought onto the site which has health, fire, or explosive risks. Such materials must be stored and used in accordance with current recommendations.
- ❑ Contractors must take all reasonable steps to avoid interference by mobile plant.

Revision number	Date	Document owner	Approved by	Page number
01	xx/xx/xx	Manager 1	Manager 2	18

LOGO HERE

ABC Company
Safety Statement

ARRANGEMENTS FOR SAFE WORKING

PART 3

PREVIEW

Revision number	Date	Document owner	Approved by	Page number
01	xx/xx/xx	Manager 1	Manager 2	19

3.1 RESOURCES

The management of ABC Company recognises that for the effective implementation of the safety procedures and policies laid down in this Safety Statement, adequate resources and funding must be made available.

The Management of ABC Company undertake:

- To ensure that adequate numbers of suitably trained staff are available to undertake all work activities carried out by the company.
- To include health and safety considerations into all annual estimates for the running of the company.
- Undertake that in so far as is reasonably practicable resources shall be made available for any upgrading, maintenance, replacement and repair of facilities
- Undertake to provide resources for the ongoing monitoring of health and safety and for the provision of information and training of all staff in health and safety.

Revision number	Date	Document owner	Approved by	Page number
01	xx/xx/xx	Manager 1	Manager 2	20

3.2 SAFETY INDUCTION

This procedure will be carried out by the manager of the work place where the new employee will be required to work.

Apart from explaining to the new employee what he/she will be required to do and to whom he/she will be directly responsible the following points require highlighting:

1. Show new employee where the Safety Statement is kept, explain its purpose and ensure that the employee is aware of his/her responsibility.
2. Advise new employee of any potentially dangerous areas in the work place.
3. Warn new employee of any prohibited actions in the work place, e.g. operating machinery unless authorised to do so.
4. The training and instruction required for each individual must be considered. Manager 1 will arrange for specific training to be given to an employee.
5. Show new employee the location of the First Aid Box and explain the procedure in the event of an accident, in particular the necessity to record accidents, however trivial they may appear at the time.
6. Demonstrate to the new employee the fire and evacuation procedure and assembly points.
7. Instruct the staff member in relation to any job specific risk assessments.

Revision number	Date	Document owner	Approved by	Page number
01	xx/xx/xx	Manager 1	Manager 2	21

3.3 TRAINING

HAZARDS

Inadequately trained staff are a hazard to themselves and their co-employees. The management at ABC Company shall identify the training needs of their staff and ensure they are fulfilled.

It is the Statement of ABC Company that every employee will receive safety training on an ongoing basis. All new personnel will receive safety training as part of their induction. Staff training is not only concerned with imparting facts but also with notifying staff to face up to their responsibilities and to be equipped to deal with emergencies.

Training will include safety induction and safety awareness, manual handling training and First Aid training.

All the safety training received will be monitored and updated Manager 1.

ABC Company will keep training records to include:

1. Name of the employee being trained.
2. Date of training.
3. Training details.
4. Signature of the trainer and employee to ensure that the training has been carried out, documented and understood.

Staff will be trained to spot and act on hazards and encouraged to consult with management on health and safety issues.

Revision number	Date	Document owner	Approved by	Page number
01	xx/xx/xx	Manager 1	Manager 2	22

3.4 SAFETY CONSULTATION

The Health and safety as Work Act and the Management Regulations place a general obligation on ABC Company as employer to consult with and to take account of any representations made by the employees for the purpose of giving effect to its statutory duties.

To facilitate consultation on issues relating to the individuals safety at work, the company operates a Suggestion or Query form.

A folder of blank forms is held by Manager 1. Staff members complete a form as needed. The forms are reviewed on a weekly basis by Manager 1.

Manager 1 will seek more information as necessary from the relevant staff member and will then agree any actions arising from the Suggestions or Concerns with Manager 2.

PREVIEW

Revision number	Date	Document owner	Approved by	Page number
01	xx/xx/xx	Manager 1	Manager 2	23

3.5 SAFETY REPRESENTATION

In agreement with the 2005 Act the employees may select and appoint a person, to be called a Safety Representative, from their numbers at their place of work to represent them in consultations with ABC Company Ltd.

The rights of the Safety Representative include:

1. Information from the employer as necessary and particularly from the Safety Statement, to ensure the Safety Health and Welfare of employees.
2. To be informed by the employer of a visit by the HSA Inspector or Local Authority Inspector.
3. Investigate accidents and dangerous occurrences provided it does not interfere with the performance of any statutory obligation required to be performed by any person.
4. Make representations to and receive advice from the HSA.
5. Carry out inspections and investigate hazards and complaints subject to agreement.
6. Accompany a HSA. Inspector on any visit except when this is for accident investigation.
7. Time off as may be reasonable to act as Safety Representative or to acquire the knowledge to carry out that function.

ABC Company Ltd will facilitate the Safety Representative in carrying out their functions as defined in the Act and as outlined above.

Revision number	Date	Document owner	Approved by	Page number
01	xx/xx/xx	Manager 1	Manager 2	24

3.6 FIRST AID

CONTROL MEASURES

The first aid box should be suitably marked and easily accessible.

The exact location of the First Aid box must be known by all employees and a specific notice, identifying its whereabouts, must be posted to include names of qualified First Aiders.

It is the company's Statement that First Aiders shall be appointed who have certificates of qualifications in Occupational First Aid to ensure adequate cover for all activities.

The first aid boxes are suitably marked and easily accessible. The location is follows;

- General admin office
 - Company Vehicles
- The First Aid Boxes is inspected on a weekly basis by Manager 1. This check and replenishment is recorded and kept on file.
- When employees are visiting at a 3rd party premises, they shall seek the advice and assistance of the Client First Aider if necessary.
- It should be noted that First Aiders are not empowered to dispense analgesics, pills, or medications. Supplies of such items will not be in first aid boxes. Individual employees who believe they might have a need of these items must be responsible for their own supplies.

Names of First Aiders

Revision number	Date	Document owner	Approved by	Page number
01	xx/xx/xx	Manager 1	Manager 2	25

The following contents are required in a first aid box:

- ❑ Card giving general first aid guidance.
- ❑ Individually wrapped sterile adhesive dressings.
- ❑ Sterile eye pads, with attachment, e.g. Standard Dressing No. 16 BPC.
- ❑ Triangular bandages (sterile).
- ❑ Safety pins.
- ❑ Blue Plasters
- ❑ A selection of Unmedicated wound dressings which should include:
 - ❑ Medium size sterile unmedicated dressings (approx. 10cm x 8cm, e.g. Standard Dressings Nos. 8 and 13 BPC).
 - ❑ Large size sterile unmedicated dressings (approx. 13cm x 9cm, e.g. Standard Dressings Nos. 9 and 14 BPC and the Ambulance Dressing No. 1).
 - ❑ Extra large sterile unmedicated dressing (approx. 28cm x 17.5cm, e.g. Ambulance Dressing No. 3).
- ❑ It is also recommended that a pair of latex gloves be included in each first aid kit for use by the first aider.

PROCEDURE & RECORD KEEPING

- ❑ In the event of an accident, a qualified first-aid person will be responsible for dispensing any first aid material.
- ❑ All issues of first aid consumables and the relevant treatment must be entered on the accident report form.
- ❑ The relevant trained first-aid person with Manager/Supervisor on duty will be responsible for completing the form.

Revision number	Date	Document owner	Approved by	Page number
01	xx/xx/xx	Manager 1	Manager 2	26

3.7 REPORTING OF ACCIDENTS, DISEASES AND DANGEROUS OCCURRENCES

All accidents and dangerous occurrences must be reported.

Accident report Form

- The accident report form must be completed for all accidents. Copies of this form are available from Manager 1.

Health & Safety Authority (HSA)

- If an accident occurs either at the place of work or related to a place of work or work activity and causes loss of life to a person who is employed by the Company or disables any person for more than three days from performing his/her normal duties of employment, then written notice must be given to the Health and Safety Authority by ABC Company Ltd. This will be done via the Accident Report section of <http://www.hsa.ie>

The link above will guide you to further information if needed.

- If the accident is fatal, then the scene of the accident must be left undisturbed for three days after notice has been given, other than for rescue purposes.

CONTROL MEASURES

- All Accidents, near misses and Dangerous Occurrences
- Management, in consultation with the First Aid person, will decide upon the immediate action required in the event of an accident. A medical opinion should be sought in all but the most trivial of injuries.

Revision number	Date	Document owner	Approved by	Page number
01	xx/xx/xx	Manager 1	Manager 2	27

3.8 WELFARE FACILITIES

Management shall ensure that adequate welfare facilities are provided on the premises for all personnel.

Adequate toilet facilities shall be provided and maintained in a good clean hygienic condition.

Adequate washing facilities and washing and drying materials/equipment shall be provided and maintained.

Arrangements for eating foodstuffs shall be provided in the form of a canteen/tea room facility on the premises.

An adequate supply of drinking water shall be provided on the premises.

Adequate cloakroom facilities shall be provided for the storage of wet coats, etc.

PREVIEW

Revision number	Date	Document owner	Approved by	Page number
01	xx/xx/xx	Manager 1	Manager 2	28

3.9 PERSONAL PROTECTIVE EQUIPMENT

ABC Company shall ensure that all employees use Personal Protective Equipment where required.

HAZARDS

- Physical Exposures
- Chemical Exposures
- Machine exposures

CONTROL MEASURES

All safety equipment purchased by the Company will be to approved standards.

ABC Company will ensure that adequate supplies of all the necessary protective clothing and equipment is available for issue as required and that when issued to employees, a signature is obtained for the equipment.

Management will inform any person in the workplace observed carrying out any procedures which require the use of protective clothing or equipment of both statutory and Company Statement requirements and such persons will be instructed not to continue working until protective clothing or equipment is obtained and used. This applies not only to all employees (including management) but also to contractors.

All PPE is signed for upon issue and replacement PPE may not be issued unless the damaged item has been returned for inspection.

Revision number	Date	Document owner	Approved by	Page number
01	xx/xx/xx	Manager 1	Manager 2	29

3.10 PERMIT TO WORK SYSTEM

CONTROL MEASURES

In general our employees can be subject to Permit to Work when installing software or equipment at customer premises. On those occasions our employees will follow the client's permits and safety rules as necessary.

Very occasionally a contractor will carry out work on our own premises. On those occasions the contractor will be subject to the controls below.

The Work Permits address the following items:

Permits will be issued for one day only or less.

- (b) Hazards
Hazards specific to the work area will be specified.
- (c) Precautions
Details of isolation of electrical supply, ventilation and gas testing of atmosphere, locking off of machinery controls and any other pre-entry or pre-work measures carried out must be noted in this area.
- (d) Conditions
Any protective clothing required, emergency alarm and escape procedures and other requirements while work is taking place, must be noted.
- (e) Issue of Permit
When the permit is issued, the person issuing the permit, before signing the permit, will ensure that the precautions have been carried out and then discuss the limits, restrictions, precautions and conditions with the person to whom the permit is issued.
- (f) Receipt of Permit
The person receiving the permit, before signing it, will ensure that he fully understands the limits, restrictions and conditions of the permit and where applicable will then accept the responsibility for informing all the persons under his control.

- (g) Clearance

Revision number	Date	Document owner	Approved by	Page number
01	xx/xx/xx	Manager 1	Manager 2	30

LOGO HERE	ABC Company
	Safety Statement

When the permit time limit is reached and the work is complete the permit must be signed off and dated before returning it.

(h) Extension

Should the work not be completed on the day of issue of permit, the area shall be safely sealed off and work recommended after an extension or reissue of work permit.

PREVIEW

Revision number	Date	Document owner	Approved by	Page number
01	xx/xx/xx	Manager 1	Manager 2	31

3.11 SMOKING STATEMENT

The Public Health (Tobacco) (Amendment) Act 2004 became law on Monday 29th March 2004. This means that smoking will not be permitted in any enclosed workplace.

In order to comply with the above legislation and for other Safety and Health reasons, it is the policy of ABC Company that all of our work areas are smoke free. The Organisation recognises that all employees have a right to work in a smoke free environment. All staff have a legal obligation to comply with the legislation. Smoking is prohibited throughout the workplace with no exceptions. This policy applies to all employees, trainees, consultants, contractors, customers and visitors who enter the premises of ABC Company.

Implementation

The overall responsibility for the implementation of this policy rests with the occupier, manager or other person designated, for the time being, in charge of the workplace. All staff have an obligation to adhere to, and facilitate the implementation of this policy. The person in charge for the Client site is Client H&S Manager. He/She shall inform all existing employees, trainees, consultants and contractors of the policy and their role in its implementation. All new and prospective employees, consultants and contractors shall be given a copy of the policy on hiring, recruitment/induction by the person in charge.

Infringements

Infringements of the No Smoking policy will be dealt with, in the first instance, under employee disciplinary procedures. Employees, trainees, consultants, contractors, customers and visitors who contravene the law prohibiting smoking in the workplace are also liable to prosecution.

Smoking cessation

Information on how to obtain help quitting smoking is available from the National Smokers Quitline on callsave 1850 201203 or the Health Promotion Department of local Health Boards.

Revision number	Date	Document owner	Approved by	Page number
01	xx/xx/xx	Manager 1	Manager 2	32

3.14 DRUGS AND ALCOHOL POLICY STATEMENT

ABC Company Ltd recognises that alcohol, drugs, or other substance abuse by individuals can have an adverse effect on their ability to perform work and consequently put themselves, the Company and others at significant risk.

All Employees, Contractors, Sub - Contractors and Visitors must be able to perform their duties whilst on company business, or when they are in Company premises/ work areas in such a manner that will not affect their safety or the safety of others by acts or omissions.

If the Company has reasonable grounds to suspect that an Employee or Contractor or Sub Contractor is under the influence of alcohol or drugs (illegal or misused legal substances), disciplinary action will be taken which may lead to dismissal of the individual concerned.

The possession, distribution or sale of drugs or any associated materials whilst you are on company property, company owned vehicles or other off site locations, will lead to disciplinary action being taken.

PREVIEW

Revision number	Date	Document owner	Approved by	Page number
01	xx/xx/xx	Manager 1	Manager 2	33

3.13 BULLYING AT WORK POLICY

ABC Company Ltd recognises and accepts its responsibilities as an employer to provide a safe and healthy working environment for employees. As part of the Statement of maintaining good employer practice, ABC Company Ltd wishes to clearly state that bullying of any kind will not be tolerated.

Bullying at work is defined as: 'Persistent criticism and personal abuse, both in public and in private which humiliates and demeans the individual, gradually eroding their sense of self. Bullying can be best described as repeated inappropriate behaviour, whether verbal, physical, or otherwise, conducted by one or more persons against another or others, at the place of work and/or in the course of employment, which could reasonably be regarded as undermining the individual's right to dignity at work. An isolated incident of the behaviour described in this definition may be an affront to dignity at work, but as a once off incident is not considered to be bullying.

ABC Company Ltd will strive to ensure that all employees are free to perform, their work in an environment, which is free from threat, harassment and intimidation. All complaints of objectionable or offensive behaviour should be made to either Manager 1, Manager 2 or the Safety Representative.

Manager 2 gives the undertaking to investigate all complaints sensitively and will resolve locally, if possible, the source and cause of the bullying behaviour. If the circumstances warrant it, the Company will not be deterred in invoking the formal disciplinary / grievance procedures.

All employees are invited to strive in ensuring that our working environment remains a pleasant and friendly atmosphere.

Revision number	Date	Document owner	Approved by	Page number
01	xx/xx/xx	Manager 1	Manager 2	34

3.14 YOUNG PERSONS AND INEXPERIENCED WORKER STATEMENT

ABC Company Ltd does not employ inexperienced workers. ABC Company Ltd do not offer permanent work to any persons under the age of 18.

New employees who are experienced in their profession receive in-house induction training and spend an agreed period of time working with experienced staff.

Where ABC Company choose to offer work experience placements to school children the Health and Safety requirements of the relevant school shall be followed. While on the premises these schoolchildren will be supervised at all times and shall not be asked to undertake any tasks for which they do not have suitable knowledge, skills and experience.

PREVIEW

Revision number	Date	Document owner	Approved by	Page number
01	xx/xx/xx	Manager 1	Manager 2	35

LOGO HERE

ABC Company
Safety Statement

HAZARD IDENTIFICATION AND CONTROL MEASURES

PART 4

PREVIEW

Revision number	Date	Document owner	Approved by	Page number
01	xx/xx/xx	Manager 1	Manager 2	36

4.1 HAZARD INSPECTIONS

The management of the Company recognises that its activities and premises may present Health and Safety risks and shall identify the areas where control measures are required. Identification of hazards shall be undertaken at regular intervals and management shall take all practicable control measures to reduce the risks to its staff and visitors.

Hazards will be identified, risk assessments made and categorised as per our risk assessment formula.

HAZARD IDENTIFICATION AND RISK ASSESSMENT

- The Statement of the Company is to identify hazards in the place of work and to assess the risk to Safety and Health and to control risks as far as is practicable so that they are reduced to an acceptable level.
- "Hazard" is taken to mean "any substance, article, material or practice, which has the potential to cause harm to the Safety, Health or Welfare of employees at work."
- "Risk" is taken to mean "the potential for the hazard to cause harm in the actual circumstances of use."
- Risk Assessment is based on the linking of the probability of occurrence with the severity of loss and/or injury. In this exercise, risks are graded "High," "Medium" or "Low" and numerically rated using the formula below. This is to help with the giving of priority to the employment of controls and the allocation of resources.

Revision number	Date	Document owner	Approved by	Page number
01	xx/xx/xx	Manager 1	Manager 2	37

The formula to be used for conducting risk assessments, assessing the risk from observed infringements/hazards or after an Audit, is shown here. Very minor injuries should score 1 while very serious ones will score higher, personal judgement is needed here. Likewise with the likelihood, 1 is very unlikely that anybody would be exposed to the hazard, while 7 means definite exposure to the hazard. Again personal judgement is needed.

Once the two scores are agreed they should be multiplied, thus giving a risk rating between 1 and 42.

Scores:

1-6 = Very Low risk

7-12 = Low Risk

13-18 = Low to Medium Risk

19-24 = Medium risk

25-30 = Medium to High Risk

31-36 = High Risk, stop the activity and implement immediate controls.

Over 36 = Very high Risk, stop the activity and implement immediate controls.

Risk Calculation Matrix

	How likely is an injury						
How serious will the injury be	1	2	3	4	5	6	7
2							
3							
4							
5							
6							

Notes:

Hazards = Things that can cause and injury.

Risk = The likelihood of an injury happening.

- ❑ Risk Control measures are intended to reduce the risk to an acceptable level.
- ❑ Where practicable the Company commits itself to the elimination of hazards, whether that is by the provision of access arrangements, machine guarding or the provision of special tools etc.

This approach will take into account normal good practice within this sector of industry and the standards and guidelines where these are available.

Revision number	Date	Document owner	Approved by	Page number
01	xx/xx/xx	Manager 1	Manager 2	38

4.2 FIRE

Fire and Emergency plan for the Client premises will be followed by the ABC Company Engineers and Employees. However, in general, the fire safety arrangements for ABC Company are set out below.

FIRE HAZARDS

As per current legislation a fire risk assessment of the premises has been carried out and the controls below represent part of the controls from that assessment.

Fire extinguishers are provided on the premises and are regularly checked. A fire marshal has to be designated and staff trained in fire fighting and emergency procedures.

RISK ASSESSMENT:

Likelihood	Severity	Risk Value
Score =	Score =	Result =

CONTROL MEASURES

A Fire Safety Programme shall be developed by management to:

- (a) Guard against an outbreak of fire
- (b) Ensure as far as is reasonably practicable the safety of persons (including members of the public) on the premises in the event of an outbreak of fire.

The Fire Safety Programme shall incorporate arrangements for:

- (a) The prevention of an outbreak of fire through the establishment of day to day fire prevention practices.
- (b) The instruction and training of staff to familiarise them with fire and emergency evacuation procedures, fire call points and use of fire fighting equipment.
- (c) The holding of fire and evacuation drills.
- (d) The provision and maintenance of escape routes, free from obstruction and all exits unlocked and operational.

Revision number	Date	Document owner	Approved by	Page number
01	xx/xx/xx	Manager 1	Manager 2	39

- (e) The provision of adequate fire protection equipment and systems.
- (f) The inspection and maintenance of the fire protection equipment systems.
- (g) The provision of assistance to the fire authorities.
- (h) The maintenance of good housekeeping practice to ensure the removal of all combustible rubbish.
- (i) The testing and maintenance of electrical installations, prohibition of portable heating appliances, and ensuring that all electrical equipment is switched off and unplugged when not in use.

A fire safety register will be maintained by the Company.

4.2.1 FIRE FIGHTING EQUIPMENT

The purpose of portable fire fighting equipment is as follows:

1. Extinguish incipient fires
2. Protect means of escape in case of fire
3. Protect employees and visitors
4. Protect property

Portable Fire Extinguishers

Portable fire extinguishers will be provided in sufficient numbers to give adequate cover as per the advice of our Fire Protection Company; Tom Broderick.

Action in the event of fire

1. Clear everyone from the immediate vicinity of the fire except those actually authorised to engage in fire fighting.
2. Alert other staff in the immediate area of the fire. Contact the Fire Brigade, giving them the address clearly and any other directions necessary. Advise the Manager or Deputy pending arrival of the Fire Brigade.
3. If there is no danger by doing so, try to put out the fire with the apparatus provided, but remember our equipment will

Revision number	Date	Document owner	Approved by	Page number
01	xx/xx/xx	Manager 1	Manager 2	40

only be effective on a small fire - you must catch it before it gets hold.

4. Use the break glass fire alarm.
5. The manager of the area will order evacuation of the building as soon as it becomes apparent that the fire or smoke is spreading.
6. Employees should not delay their departure to collect personal belongings from another part of the building and should assemble at the designated assembly point so that they can be quickly accounted for.
7. Make sure that the building is cleared of employees and visitors. Close doors. See that no unauthorised person enters the building.

4.2.2 MEANS OF ESCAPE IN CASE OF FIRE

It is essential that escape routes be established, clearly identified and maintained available for use and that the protection afforded them is not impaired in the operation of the premises.

No person shall obstruct a means of escape. Fire exit routes and doors must never be obstructed.

4.2.3 FIRE ALARM SYSTEM

The following details shall be entered in a log book:

- (a) Causes of all alarms (genuine, practice, test etc.)
- (b) Any faults which develop
- (c) Any period of disconnection
- (d) Nature of work (inspection, maintenance or test)
- (e) Any further action required
- (f) Name of person responsible.

It is important to note that each individual call point must be tested at least once in every period of 12 months.

Revision number	Date	Document owner	Approved by	Page number
01	xx/xx/xx	Manager 1	Manager 2	41

LOGO HERE

4.2.4 FIRE DRILL

A fire drill shall be undertaken at least twice per year. ABC Company staff will participate in any fire drills that are held on client premises while they are there.

PREVIEW

Revision number	Date	Document owner	Approved by	Page number
01	xx/xx/xx	Manager 1	Manager 2	42

4.3 ACCESS AND EGRESS

ABC Company will adhere to all rules regarding access and egress on the Client site. However, set out below are the general arrangements for the company.

HAZARDS

Inadequate access and egress facilities can result in:

- Restriction of an orderly evacuation of the premises
- Trips and falls
- Obstruction of emergency exits

RISK ASSESSMENT:

Likelihood	Severity	Risk Value
Score =	Score =	Result =

CONTROL MEASURES

All doors and access points shall be kept clear and maintained.

All passageways shall be kept clear of obstruction.

All floor covering and surfaces shall be kept clean and in good condition.

Adequate lighting shall be provided at all entry, exit points and along corridor and passageways.

Waste shall be removed regularly and systematically stored in a secure place until collected for disposal.

It is vital that all fire escape doors are not obstructed at any time.

Revision number	Date	Document owner	Approved by	Page number
01	xx/xx/xx	Manager 1	Manager 2	43

4.4 HOUSEKEEPING

HAZARDS

Poor housekeeping can pose a wide variety of risks to health and safety.

- Trips: - Materials left lying in open aisles
- Slips: - On a greasy floors, slippery material strewn around
- Falls: - Use of materials for accessing higher work areas.
- Collisions: - Blockage of access aisles with materials
- Objects falling on people: - Improper stacking of materials
- Fire: - Inadequately and infrequent disposal of combustible rubbish.

RISK ASSESSMENT:

Likelihood	Severity	Risk Value
Score =	Score =	Result =

CONTROL MEASURES

Managers will ensure that access routes are planned, and storage is programmed to ensure that excess materials are not stored on site, storage areas are defined, staff/sub-contractors are made aware of the Company requirements with regard to storage, clearing up and tidiness.

Employees must maintain the workplace in a tidy condition at all times.

Managers will ensure that stacking areas are prepared and that materials are stored so as not to create difficulties.

Employees will ensure that all waste materials in and around the premises are cleared and disposed of safely.

STANDARDS REQUIRED

The Health and Safety at Work Act requires that employers shall ensure that a safe working place and safe accesses are provided for their employees so far as is reasonably practicable.

Revision number	Date	Document owner	Approved by	Page number
01	xx/xx/xx	Manager 1	Manager 2	44

4.5 MANUAL HANDLING

HAZARDS

- Incorrect method of lifting
- Attempting to lift something which is too heavy
- Lifting sharp/awkward shapes

The main injuries associated with manual handling and lifting are:

- Back strain, slipped disc.
- Hernias.
- Lacerations, crushing of hands or fingers.
- R.S.I.
- Bruised or broken toes or feet.
- Various sprains, strains, etc.

RISK ASSESSMENT:

Likelihood	Severity	Risk Value
Score =	Score =	Result =

CONTROL MEASURES

Loads which must be manually handled shall be assessed on the basis of their risk to health and safety and due caution exercised where there is a risk of back injury etc. The method of handling shall take account of the size, weight, shape, condition and position of the load to be handled.

Where possible measures shall be taken to reduce the amount of manual handling to a minimum and mechanical handling devices supplied and used in so far as is reasonably practicable.

All appropriate staff shall be trained in safe manual handling techniques.

Revision number	Date	Document owner	Approved by	Page number
01	xx/xx/xx	Manager 1	Manager 2	45

Where loads have to be manually handled, safe access shall be assured.

Precautions

1. Manual Lifting Procedure

1. The Lift

The key factors in safe lifting are:

- a) balance
- b) position of back
- c) positioning of the arms and body
- d) the hold

a) Balance

Since balance depends essentially upon the position of the feet, they should be apart about hip breadth with one foot advanced, giving full balance sideways and forward without tension.

In taking up this position, lifting is done by bending at the knees instead of the hips and the muscles that are brought into use are those of the thigh and not the back.

b) Position of the Back

Straight - not necessarily vertical

The spine must be kept rigid and straight, but not necessarily vertical. The spine can be kept straight if it is within 15 to 20 degrees from the vertical. This, coupled with a bent knee position, allows the centre line of gravity of the body to be over the weight, so reducing strain.

c) Position of the Arms and Body

The further the arms are away from the side, the greater the strain on the shoulders, chest and back.

Revision number	Date	Document owner	Approved by	Page number
01	xx/xx/xx	Manager 1	Manager 2	46

The elbow must at all times be close to the body, arms should be straight when carrying a load. One hand should be in advance of the other, whichever foot is placed forward, the same hand is extended, the other hand is kept close to the body. This position ensures that the elbows are into the sides. This coupled with the correct foot position ensures a safe and easy fit.

d) Arms close to the Body

The further the weight is away from the centre line of gravity of the lifter, the greater the strain. At all times get close to the weight and try to make it part of you.

e) The Hold

When grasping a weight, one often hears the phrase "get a good hold". A good hold means a grasp with the roots of the fingers, not just the tips, plus contact of the weight with the palm of the hand.

Never forget that size and build has no bearing upon the amount any one individual can lift. Everyone should know their own capabilities and should never attempt to exceed them. If in doubt get help, it is far better to be safe than sorry.

Besides these key factors, there are other important points to remember.

2. Centre Line of Gravity

It is essential that the weight of object and the centre line of gravity of the lifter should be as close as possible to one another. This reduces strain, discomfort and the likelihood of loss of balance during the course of the lift.

3. Testing the Weight

When in the initial position for the lift, the lifter should test the weight of the object to make sure it is within his capability and not too heavy for one man to lift. Many accidents happen when a person raises an object a few inches off the floor, realises it is too heavy and lets go.

4. The shape of the weight

Revision number	Date	Document owner	Approved by	Page number
01	xx/xx/xx	Manager 1	Manager 2	47

Note the shape of the object. It should be turned, if possible, so that the shortest measurement of rectangle is nearer to the centre line of gravity.

5. Movement.

The movement should be controlled and smooth. The weight should be kept close to the body.

Rhythm plays an important part in reducing tension and creating relation.

Before moving any loads, the job should be sized up and possible hazards moved or rectified.

An inspection of the load itself must be made to ensure that it can be moved without danger to the lifter or others.

The following check list can be usefully applied to all lifting jobs:

- if the load is heavy or too large for one person to handle, help should be obtained from a work-mate of similar physique
- jerking a load will add a little extra force, but it will also cause severe strain to the arm, back and shoulder
- even if a load is light in weight, it is dangerous to carry if it is large enough to obscure vision
- loads should not be pushed onto stacks above chest level. If a stack is this high, stand on a sturdy platform
- if the load to be lifted exceeds half the weight of the person lifting it, it is more than likely that the individual will lose his/her balance.

Note: if in doubt when lifting GET HELP.

TRAINING

Any employee whose job involves any manual handling shall be trained to allow him/her to carry this out safely. The extent of the training will depend on the type of lifting in which they are involved.

Revision number	Date	Document owner	Approved by	Page number
01	xx/xx/xx	Manager 1	Manager 2	48

4.6 ELECTRICITY

HAZARDS

- Electric Shock
- Fire
- Trips or falls from loose cables

RISK ASSESSMENT:

Likelihood	Severity	Risk Value
Score =	Score =	Result =

To ensure that all permanent electrical installations and distribution networks are installed and maintained in a manner to ensure safe working conditions for all employees.

CONTROL MEASURES

- Dangerous or defective cabling should be replaced or remedied in accordance with the E.T.C.I.'s rules.
- All new electrical installations and all extensions are tested and certified as safe, by a competent qualified electrician.
- Electrical installations are checked regularly by a competent qualified electrician.
- Testing, certifying and repairs are carried out in accordance with appropriate Electro Technical Council of Ireland (E.T.C.I.) standards.
- Enclosures/covers are in place to prevent contact with live electrical equipment/parts.
- Damaged extension leads are repaired or removed from use.
- Means of cutting off power to electrical installations and equipment e.g. fuses, trip switches, are provided and employees are aware of their locations.
- Work on live electrical equipment is avoided where reasonably practicable.
- Fire extinguishers that are suitable for fighting electrical fires are provided.
- All circuits supplying socket outlets are protected by a Residual Current Device (RCD).
- Operation of the RCD is tested regularly in accordance with the manufacturer's instructions.
- Where electrical portable appliances are subject to ongoing wear and tear, they are inspected and tested.

Revision number	Date	Document owner	Approved by	Page number
01	xx/xx/xx	Manager 1	Manager 2	49

- Any scorch marks associated with an electrical appliance or electrical wiring is checked urgently by a competent person.
- Flexible cables will also be adequately protected against external mechanical damage.
- Flexible cables for portable equipment will be properly mechanically restrained within plugs and couplers.
- A record should be kept of each item of equipment so that maintenance can be scheduled and recorded.
- Where appropriate all equipment not in use to be switched off, especially at the end of a working, unless of a specialist type, e.g. servers, etc.
- Sufficient sockets shall be provided to prevent overloading by use of adapters.
- Proper plugs shall always be fitted to electrical appliances and flex firmly clamped.
- Frayed and damaged cables shall be replaced immediately.
- Flexible cables should not be run across floors. Where damage at floor level to other cables is possible, protection by ramps, conduit or armouring will be considered and applied.

PRELIMINARY

Revision number	Date	Document owner	Approved by	Page number
01	xx/xx/xx	Manager 1	Manager 2	50

4.7 OFFICES

HAZARDS

- While office work may not be considered as a high-risk activity unsafe work systems and layout may result in injury or illness.

RISK ASSESSMENT:

Likelihood	Severity	Risk Value
Score =	Score =	Result =

CONTROL MEASURES

- Adequate office space is allocated for the working personnel.
- All furniture, fittings and equipment shall be arranged so that staff can move about without collision with sharp corners of desks etc.
- Only one drawer of a filing cabinet shall be opened at any one time. All drawers should be closed after use.
- Sufficient lighting and ventilation shall be provided.
- Electric or telephone cables shall not trail unprotected across the floor. Cable covers shall be supplied and used.
- Chairs desks or drawer should never be used to access higher areas. Step ladders shall be used.
- All items stored above head level shall be stored properly to prevent falling.
- The mains power supply shall be disconnected before attempting to move electrical equipment.
- All damaged floor covering, furniture equipment or machinery shall be reported, replaced, or repaired.
- Before using chemicals (e.g. photocopier toners) read the instructions on the container and avoid contact with skin or clothing.
- Floor areas shall be kept clear of materials and litter and dangerous waste e.g. broken glass, shall be carefully disposed of.

Revision number	Date	Document owner	Approved by	Page number
01	xx/xx/xx	Manager 1	Manager 2	51

4.8 VISUAL DISPLAY UNITS (VDU'S)

HAZARDS

The main problems that may be associated with VDU's are as follows:

(a) Visual Discomfort

This recognises a contribution from a number of ocular problems:

- (1) long/short sight problems
- (2) glare
- (3) lighting
- (4) screen brightness
- (5) clarity of characters.

(b) Posture

Good adjustable seating is required and it is essential to consider ergonomic factors.

(c) Radiation

Radiation levels across virtually the whole of the electromagnetic spectrum are below internationally accepted exposure limits when tested under extreme conditions, i.e. close to the screen.

(d) Stress

The work at a VDU can be repetitive and monotonous. This is not exclusive to VDU users as mental stress is associated with all types of work.

On the basis of available evidence, the 'health hazards' associated with VDU's are largely exaggerated in the sense that they are unlikely to cause irreversible long term damage as opposed to varying degrees of discomfort.

Revision number	Date	Document owner	Approved by	Page number
01	xx/xx/xx	Manager 1	Manager 2	52

RISK ASSESSMENT:

Likelihood	Severity	Risk Value
Score =	Score =	Result =

CONTROL MEASURES

- ❑ Each workstation shall be assessed as per the Checklist in the Appendix.
- ❑ Be sure that VDU screens meet the appropriate criteria for performance, brilliance, character design, etc.
- ❑ The intensity of the beam, the brightness of the dots against the background and their time persistence are the most important determinants of operator 'safety'.
- ❑ This underlines the importance of keeping VDU's in good condition.
- ❑ It is important that chairs are correctly selected and used and that their siting is at an optimum distance from the machine.
- ❑ Lighting, ventilation and temperature must be carefully controlled to provide satisfactory environmental conditions.
- ❑ There should be a restriction on continuous use:
 - ❑ Over two hours with pauses of between 5-10 minutes before further use.
 - ❑ In this respect, short, frequent intervals are more beneficial than infrequent long breaks.
- ❑ The total time of continuous work at a VDU should be restricted to 6 hours per day.
- ❑ Vision should be tested before operating a VDU and at yearly intervals, or earlier if symptoms are experienced. Spectacle wearers should consult their optician.
- ❑ Epileptics should see a medical adviser before starting work.
- ❑ If there is any untoward incidence of VDU related problems medical advice must be sought.

Revision number	Date	Document owner	Approved by	Page number
01	xx/xx/xx	Manager 1	Manager 2	53

4.9 HAZARDOUS SUBSTANCES

HAZARDS

Health hazards from substances can be divided into the following categories:

- External contact - corrosive, skin absorption, dermatitis.
- Inhalation - gases, fumes, vapours.
- Ingestion - swallowing.

RISK ASSESSMENT:

Likelihood	Severity	Risk Value
Score =	Score =	Result =

CONTROL MEASURES

The only substance in use in ABC Company is Isopropyl Alcohol for cleaning of Print heads and other similar PC cleaning products. These are non hazardous substances, especially in the small quantities that we use.

Occasionally it may be necessary for our technical staff to work in Communications rooms that have integral fire suppression systems. If this occurs, the Technical staff will follow the Work Permit procedure and the Comms room controls of the client company.

Revision number	Date	Document owner	Approved by	Page number
01	xx/xx/xx	Manager 1	Manager 2	54

4.10 Server Testing and Technical Work

HAZARDS

- Electric Shock
- Fire
- Trips or falls from loose cables

RISK ASSESSMENT:

Likelihood	Severity	Risk Value
Score =	Score =	Result =

To ensure that the activities of in house technicians does not create a hazard.

CONTROL MEASURES

- All technical employees will be fully qualified in their areas of expertise.
- Copies of the qualifications will be kept on file.
- ABC Company employees do not engage in general electrical work.
- All technical work is limited to the patching, cabling and fault finding of relevant systems.
- Work benches will be kept clean and tidy at all times.
- In house testing areas will be kept clean and tidy.
- In house testing areas will not exceed the electrical rating for the relevant panel.
- Technical area will be subject to the H&S inspections.

Revision number	Date	Document owner	Approved by	Page number
01	xx/xx/xx	Manager 1	Manager 2	55

4.11 Ladders (step ladder only for reaching cable trays, etc.)

HAZARDS

Note: Ladders must only be used for short periods and only where there is no suitable alternative.

- Items falling from ladders
- Working from ladders
- Throwing waste material from ladders
- Overreaching/Overbalancing
- Ladders Falling/Falls from Ladders
- Defective Ladders

Person at risk:

Employees / Sub-Contractors / Visitors / Others

Risk Assessment

Likelihood	Severity	Risk Value
Score =	Score =	Result =

CONTROL MEASURES

Maintenance of ladders and folding step-ladders.

- Ladders are only used by ABC Company for short periods and only for accessing items stored on shelving etc. in the offices or removal of seasonal decorations and other similar activities.
- Ladders and folding step-ladders must be of good construction, of suitable and sound material and of adequate strength for the purpose for which it is used and must be properly maintained.
- Ladders must not be used if one or more rungs are missing or where one or more rungs are defective.
- Rung must be properly fixed to the stiles or sides.
- Rungs must not be supported solely on nails, spikes or other similar fixing.

Use of ladders and folding step-ladders

- Any part of a building or other structure used to support a ladder or folding step-ladder must be of sound material and sufficiently stable and sufficiently strong to give safe support.
- Ladders standing on a base (e.g. standing on the ground) must:
 - Be securely fixed
 - Have level and firm footing and must not stand on loose items such as bricks, boxes or other loose packing,
 - Be secured where necessary to prevent undue swaying or sagging

Revision number	Date	Document owner	Approved by	Page number
01	xx/xx/xx	Manager 1	Manager 2	56

4.12 Machinery, Equipment and Maintenance

Risks Identified

Likelihood	Severity	Risk Value
Score =	Score =	Result =

In general the use of machinery and equipment in the business is confined to low-risk items, which do not present any significant hazards.

However notwithstanding this the following precautions are taken.

Person at risk:

Employees / Sub-Contractors / Visitors / Others

CONTROL MEASURES

General

The following precautions are taken when using machinery and equipment.

- PAT testing carried out as per approved schedules on all relevant items.
- All guarding, safety devices must be in place and working properly at all times.
- All machinery and equipment must be used in accordance with the manufacturers' instructions.
- Machinery and equipment must be properly maintained and all faults to be reported and corrected immediately.

Maintenance

ABC Company recognises that there may be additional risks associated with maintenance activities. In order to minimise the risks involved in maintenance activities, the Business takes the following actions.

- No maintenance is carried out by general staff, other than routine cleaning and similar activities which can be carried out without disassembling the equipment or disabling safety measures in any way.
- All maintenance is carried out by suitably capable and experienced staff or by outside suppliers.
- This competence includes:
 - Appropriate knowledge of the machinery and equipment
 - Relevant health and safety requirements (in the case of suppliers, they are checked to ensure that they meet the appropriate requirements, and this is generally demonstrated by the availability of a safety statement).

Revision number	Date	Document owner	Approved by	Page number
01	xx/xx/xx	Manager 1	Manager 2	57

LOGO HERE

ABC Company
Safety Statement

- o Outside suppliers are informed of any relevant health and safety information such as emergency evacuation procedures; any specific hazards on the premises, etc.
- o All machinery must be completely returned to correct operational condition by maintenance personnel before it is put back into operation.

PREVIEW

Revision number	Date	Document owner	Approved by	Page number
01	xx/xx/xx	Manager 1	Manager 2	58

4.13 Noise

Risks Identified

Likelihood	Severity	Risk Value
Score =	Score =	Result =

Because of the nature of the business, there is no risk from noisy operations (i.e. no risk that the action levels of 80 dB(A) and 85 dB(A) will be exceeded).

However ABC Company will continue to monitor noise levels on an informal basis to ensure that noise levels remain as low as is practical, and should there be any significant increase in noise levels, appropriate formal monitoring and further action will be taken.

Where noise could be an issue on a client site, all H&S controls put in place by the client shall be adhered to by ABC Company staff.

PREVIEW

Revision number	Date	Document owner	Approved by	Page number
01	xx/xx/xx	Manager 1	Manager 2	59

4.14 Pregnancy and New Mothers

Risks Identified

Likelihood	Severity	Risk Value
Score =	Score =	Result =

Control Measures

Employees who are pregnant or breastfeeding will not be required to perform any duties which are likely to expose them or their unborn or breastfeeding child to any risk related to their pregnancy or breastfeeding.

A risk assessment will be carried out to assess if there is any additional risk.

If any additional risk is identified, suitable preventive measures will be taken to deal with the risk.

Examples of circumstances where a pregnant worker or their child could be exposed to additional risk include work involving:

- Shocks, vibration or movement
- Manual handling involving risks to the lower back
- Noise
- Ionising and non-ionising radiation
- Extremes of heat and cold
- Movements and postures, travelling, mental or physical fatigue, other physical burdens

Other potential risks as identified in the Safety, Health & Welfare at Work (Pregnant Workers) Regulations.

Examples of suitable action when additional risks are identified are:

- Restrict the pregnant worker from carrying out the work;
- Adjust the working conditions on a temporary basis so that the risk is avoided;
- Re-allocate the worker to other work which does not entail risk to the worker or child;
- If the risk cannot be avoided by any other means, give the worker leave or additional maternity leave.
- Where additional risk to the pregnant worker or their child is identified, the worker will be informed of the risk and the steps to be taken to deal with the risk.

Revision number	Date	Document owner	Approved by	Page number
01	xx/xx/xx	Manager 1	Manager 2	60

4.15 Driving for work

Hazards

- Personal Injury from inadequate maintenance / Checks on Company Vehicles
- Damage to property from inadequate maintenance / Checks on vehicles

Risk Assessment

Likelihood	Severity	Risk Value
Score =	Score =	Result =

DESCRIPTION

Five main hazards are addressed under the risk assessment: Road Traffic Accident, Manual Handling, Wheel Change, Mobile Phones and Vehicle Maintenance.

HAZARDS

1. Road Traffic Accident – Injury due to collision

CONTROL MEASURES

- Only suitably qualified and insured employees may operate company vehicles.
- They must always be driven within the rules of the road and the law.
- They must have a recorded and scheduled programme of maintenance, and must hold MOT certificates as necessary.
- No hitchhikers may be picked up at any time.
- Any breach of Road Traffic Acts will be treated with the utmost severity.

2. Manual Handling – Injury due to lifting and carrying.

RISK ASSESSMENT:

Likelihood	Severity	Risk Value
Score =	Score =	Result =

CONTROL MEASURES

- Good manual handling practice must be exercised in loading and unloading of the vehicle.
- Be very aware of your own capabilities

Revision number	Date	Document owner	Approved by	Page number
01	xx/xx/xx	Manager 1	Manager 2	61

- Be very careful of trap points on doors.
- Ask for help whenever practical and needed.
- Ensure all equipment is safely stowed in the vehicle so that it will not slide or shift forward in the event of an emergency stop

3. Wheel Change – Cuts, Bruises, MH injury, traffic passing by.

RISK ASSESMENT:

Likelihood	Severity	Risk Value
Score =	Score =	Result =

CONTROL MEASURES

- Vehicle is issued with full wheel changing kits.
- The jack, screwdriver, spare wheel and tyre iron are usual vehicle equipment. The reflective jacket, torch and red triangle are supplied by the company.
- All of this equipment is to be properly maintained by the vehicle drivers.
- If a puncture occurs and a wheel change is needed do the following:
 - Turn on hazard lights
 - Pull in to the left-hand side of the road when safe to do so
 - Get out of the vehicle and go to the boot
 - Place the red triangle approx. 30 feet from the vehicle
 - It is imperative that the yellow jacket is worn even in broad daylight
 - If the puncture is on the left hand side of the vehicle proceed to change the tyre taking great care with regard to manual handling
 - If the puncture is on the right hand side of the vehicle try to angle the car slightly to give protection from oncoming traffic
 - When the wheel has been changed replace all equipment back in the vehicle in their original storage places
- Have the puncture repaired as soon as possible, especially if the spare is a temporary wheel

Revision number	Date	Document owner	Approved by	Page number
01	xx/xx/xx	Manager 1	Manager 2	62

4. Mobile phones – road traffic accident

RISK ASSESMENT:

Likelihood	Severity	Risk Value
Score =	Score =	Result =

CONTROL MEASURES

- At no time is it permitted to drive the vehicle while holding a mobile phone or receiving / sending text messages
- Training / instruction must be given to staff on the dangers of using a mobile phone while operating a vehicle

5. Vehicle Maintenance – RTA due to poor maintenance

RISK ASSESMENT:

Likelihood	Severity	Risk Value
Score =	Score =	Result =

CONTROL MEASURES

- Maintenance / service carried out as per recommendations.
- A bi-monthly Health & Safety Vehicle Review will be made on the vehicle and a record kept in the Health & Safety folder
- Staff will occasionally be requested to carry out an assessment on the vehicle.

Vehicle to include the following:

- Current Vehicle Service Record
- Fire Extinguisher
- Torch
- Reflective Jacket
- Bin for litter
- Warning Triangle
- Emergency Breakdown/Accident phone number
- First Aid Kit Accident number

Revision number	Date	Document owner	Approved by	Page number
01	xx/xx/xx	Manager 1	Manager 2	63

4.16 Client Premises and Building Sites, etc.

Note: All IT installation work is subject to individual assessment and the production of a method statement to cover the tasks and activities of the specific job. Manager 1 will supply the client with a method statement when necessary. Set out below are some general control measures.

HAZARDS

- Multi hazard

RISK ASSESSMENT: As per individual assessments/methods

To ensure that the activities of the engineers does not create a hazard.

CONTROL MEASURES

- ❑ All employees will be fully qualified in their areas of expertise.
- ❑ Copies of the qualifications will be kept on file.
- ❑ All Employees will hold skills cards as appropriate including Safe Pass.
- ❑ Areas of exclusion will be set up to ensure no accidents may happen to third parties when necessary.
- ❑ All portable tools shall be battery operated or 110V only.
- ❑ Housekeeping practices will ensure that all areas are kept clean during the working day and the area will be left clear at the end of the working day.
- ❑ Where it is necessary to leave work unfinished at the end of a working day, relevant signage and/or barriers will be put in place.
- ❑ Work areas and machinery will be kept clean and tidy at all times.
- ❑ Work areas will be subject to the H&S inspections.
- ❑ Personal Protective Equipment comprised of Gloves, Knee Pads, Masks, Safety Boots and Hi Viz will be worn as relevant for the particular type of hazard.
- ❑ ABC Company engineers do not work on energised electrical circuits. Power to our cabinets will be brought in by the Client/Contractor.

Revision number	Date	Document owner	Approved by	Page number
01	xx/xx/xx	Manager 1	Manager 2	64

4.17 Working at Height (rare occurrence, only used when carrying out wireless installations, etc.)

HAZARDS

- Falls over edges
- Falls through the roof
- Items falling from work area
- Throwing waste material from roof etc.
- Overreaching
- Tripping Hazards on work area
- Collapse of unit
- Falls through opes
- Personal Injury due to unfamiliarity with premises/site

Person at risk:

Employees / Sub-Contractors / Visitors / Others

Risk Assessment

Likelihood	Severity	Risk Value
Score =	Score =	Result =

GENERAL CONTROL MEASURES

- Method Statement and Risk Assessment to be prepared before any work commences on a roof or at height.
- Care must be taken when other contractors are present in the area
- Leave clear access and egress for other contractors on site to prevent slips / trips and falls
- All work at height will be must be carried out safely to protect workers and people below.
- All scaffold including mobile towers, must be of sound construction and erected by a competent person, this will include a copy of the Statutory form.
- There is an onus on the employer providing the scaffold that it is safe for use by their employees
- Under certain circumstances Fall arrest equipment may need to be used
- Any work by sub contractors which involves working at any height over 2 metres must have a method statement and must be given to foreman.
- PPE, training, Fall Arrest systems, etc. to be fully implemented and used as per the specifics of the relevant method statement.

Revision number	Date	Document owner	Approved by	Page number
01	xx/xx/xx	Manager 1	Manager 2	65

LADDER CONTROL MEASURES

- In compliance with the Working at Height Regulations 2006, ladders should be used for short duration work and not used as a working platform.
- In compliance with the Working at Height Regulations 2006, risk assessment should be carried out as required.
- Regular ladder inspections should be carried out. Only ladders that are in good condition should be used. Ladders should never be painted. Any defective ladders should be discarded.
- Ladders should be stored in a secure dry location at all times. Ladders should not be stored outside.
- Staff should be trained in the correct use of ladders and ladders should be used correctly at all times. Training for ladder users should include the following:
 - How to visually inspect the ladder before use
 - How to secure the ladder
 - The importance of not overreaching
 - How to carry tools
 - The importance of having three point of contact while working
 - The need to keep the top three rungs free,
 - the requirements that ladders used for access should project at least one metre beyond any landing and be secured
 - How to protect members of the public,
 - The correct angle to position the ladder at (4:1 ratio),
 - How to cope with sloping footpaths or slippery surfaces,
 - The dangers from overhead lines,
 - What footwear should be used
 - The dangers of using ladders in wet or windy conditions
- When working on a ladder do not:
 - overload it – the person and anything they are taking up should not exceed the highest load stated on the ladder;
 - overreach – keep your belt buckle (navel) inside the stiles and both feet on the same rung throughout the task.
- When working on ladders you should avoid work that imposes a side loading, such as side-on drilling through solid materials (e.g. bricks or concrete), by having the rungs or steps facing the work activity.

Revision number	Date	Document owner	Approved by	Page number
01	xx/xx/xx	Manager 1	Manager 2	66

4.18 Using Hand/Power tools (installations at client premises, etc)

Hazards Identified:

Accidental electrocution from exposed wires
 Personal injury from incorrect use
 Personal injury from inadequate maintenance

Person at risk:

Employees / Sub-Contractors / Visitors / Others

RISK ASSESSMENT:

Likelihood	Severity	Risk Value
Score =	Score =	Result =

Checks before use on all Power and Portable tools:

- Is the outside of the plug undamaged?
- Is the outside of the plug free from signs of overheating?
- Is the cable free from kinking and other mechanical damage?
- Is the same true of any extension cable and accessories?
- Is the cable securely clamped into the plug at one end and securely attached at the other?
- Is the casing of the tool free of obvious damage?
- Is there a label to say that the tool has been electrically tested within the past six months?

GENERAL CONTROL MEASURES

- Damaged cables with exposed wires must be removed from site immediately and replaced with new cables.
- Training must be given to users of power tools by a competent person (Tool box talk).
- Repairs must not be carried out on power tools unless that person is trained and competent to do so.
- Damaged power tools must be reported to Manager 1
- Don't use damaged, worn or dangerous tools;
- Always use the correct tool for the work being carried out.
- Inspect portable leads & extension leads before use, replace if damaged;
- Only use portable electrical equipment if powered through a 110 volt transformer;
- If power leads need to be extended ensure that the extension is on the transformed (110 volt) side of the power supply;
- Sharpen or get cutting tools sharpened regularly;
- Keep hands behind the cutting edge of cutting tools;
- Wear protective equipment where necessary -gloves, safety glasses, visor and safety boots;

Revision number	Date	Document owner	Approved by	Page number
01	xx/xx/xx	Manager 1	Manager 2	67

- DO NOT wear gloves when using portable drills;
- Keep cables tidy; don't leave cables lying on the ground;
- Quickly inspect tool before use -its cable, casing, power supply;
- Keep knives, chisels, screwdrivers and other sharp tools in safe places - not pockets;
- Don't allow cables to trail across route ways of personnel or machinery;
- Don't remove safety devices from tools or equipment;
- Unplug tools when not in use.

TOOL SPECIFIC CONTROLS

When using drills.

- Always check the drill before plugging in.
- If the drill or lead is damaged it must be reported.
- Only competent persons can repair the drill.
- Always tie up or remove loose clothing, long hair, rings, and jewellery;
- Only use electric drills via a 110 volt transformer;
- Ensure that drill bits are regularly sharpened / replaced;
- Wear eye protection when drilling;
- Don't use electric drills with one hand use both hands;
- Use cloth or brush provided to clean off machine;
- Deburr drilled profile with a file or sandpaper, not by the bare hand;
- Keep work area clean;
- Never use bare hands for removing swarf or cut ends, wear gloves;
- Never operate the drill without the guarding in place;
- Remove the chuck key before starting;

Revision number	Date	Document owner	Approved by	Page number
01	xx/xx/xx	Manager 1	Manager 2	68

LOGO HERE

ABC Company
Safety Statement

PART 5

ABC Company ANNUAL REPORT

PREVIEW

Revision number	Date	Document owner	Approved by	Page number
01	xx/xx/xx	Manager 1	Manager 2	69

ABC COMPANY

ANNUAL REPORT

SAFETY STATEMENT

The following is a report of progress with our Health and Safety Statement as required by the Safety Health and Welfare at Work Act 2005.

SAFETY TRAINING:

During the year, the following safety training courses were run:

- 1
- 2
- 3

External safety and health courses attended by our staff included:

- 1
- 2
- 3

NEW SAFETY ARRANGEMENTS

The following new safety arrangements were put in place during the year:

- 1
- 2
- 3

Revision number	Date	Document owner	Approved by	Page number
01	xx/xx/xx	Manager 1	Manager 2	70

LOGO HERE

ABC Company
Safety Statement

7. Appendix

PREVIEW

Revision number	Date	Document owner	Approved by	Page number
01	xx/xx/xx	Manager 1	Manager 2	73

A1 Accident Report Form

Location:		Department/Division:	
Date of Accident/Incident:		Date of Review:	
Management present:			
Injured Party:			
Nature of loss	Nature and extent of actual or potential loss to people, property, process or the environment		
Description	Description of the Accident/Incident (who, what, how, when)		
Causes	Why did the Accident/Incident occur, (root, basic and immediate causes)?		
Recommendations	Action to prevent recurrence, responsibility & action by dates:		
Reporting	Distribution of investigation information organisation wide and statutory reporting / reply:		

Revision number	Date	Document owner	Approved by	Page number
01	xx/xx/xx	Manager 1	Manager 2	74

LOGO HERE

ABC Company Safety Statement

A2 Safety Inspection Sheet

Inspector:		Area:		Date:	
Structure, equipment, tool & work practice	Inspection item (relating to each structure, equipment, tool & work practice)	Substandard condition / practice noted	Corrective action required	Action by & date	

PREVIEW

Revision number	Date	Document owner	Approved by	Page number
01	xx/xx/xx	Manager 1	Manager 2	75

A&E Staff Suggestion forms (Welfare and Concerns Register)

SECTION A: To be completed by staff member with suggestion

Staff Member Name: _____ Position: _____
 Date: _____

Details of Suggestion:

SECTION B: to be completed by Manager 1

Action Taken:

Signature: _____
 Date: _____

DRAFT

Revision number	Date	Document owner	Approved by	Page number
01	xx/xx/xx	Manager 1	Manager 2	76

A4. Display Screen assessment

Name:	Date:	Location
-------	-------	----------

No.	Check item	Yes	No	Comments
1	Is the display screen image clear?			
	Are the characters readable?			
	Is the image free of flicker or movement?			
	Are the brightness and/or contrast adjustable?			
	Does the screen swivel and tilt?			
	Is the screen free from glare and reflection?			
2	Is the key board comfortable?			
	Is the key board tiltable?			
	Can you find a comfortable keying position?			
	Is there enough space to rest hands in front of keyboard?			
	Is the keyboard glare free?			
	Are the characters on the keys easily readable?			
3	Does the furniture 'fit' the work and the user?			
	Is the work surface large enough for documents, monitor keyboard etc.?			
	Is the surface free of glare reflections?			
	Is the chair stable?			
	Can the chair be adjusted?			
	Do the adjustment mechanisms work?			
	Is your posture comfortable?			

Revision number	Date	Document owner	Approved by	Page number
01	xx/xx/xx	Manager 1	Manager 2	77

LOGO HERE

ABC Company Safety Statement

IT Installation Method Statement








Contractor	Name:	Address:	Tel:
			E-mail:
Project/Installation Name			
Description of the Task/Activity			
Site Address/Location:		Start Date/Time:	
		Finish Date/Time	
Personnel Involved	Name	Role/Trade	
Project/Installation Supervisor:		Tel:	
Safety Officer for client if known.		Tel:	
Key Plant & Tools Required for It installation i.e. cabinets, racks, etc.			
Other Essential Equipment: (i.e. access platforms, winches, ladders, etc)			
Specific Staff Training qualifications			

Sequence of Operations: (include sketches or extra pages at back of method statement if required)	1.
	2.
	3.
	4.
	5.
	6.
	7.
	8.
	9.
	10.
Temporary Supports and	(if none, state none)

Revision number	Date	Document owner	Approved by	Page number
01	xx/xx/xx	Manager 1	Manager 2	79

LOGO HERE

ABC Company Safety Statement

Props needed to facilitate the works:							
Method of Access and Egress to the work area:	(i.e. Ladders/MEWPS/Scaffold/Trestles/Step Ladder, etc)						
Fall Protection Measures: (Where work at height cannot be eliminated – consider both Personnel & Materials)	(i.e. Guard Rails/Toe Boards/Brick Guard/Safety Harnesses/Exclusion Zones, etc.)						
Storage Arrangements for IT equipment left overnight, etc. during project:							
Details of Permits to Work from client (if any):							
Required Personnel Protective Equipment:	 Safety Boots	 Hard Hats	 Safety Gloves	 Hearing Protection	 Eye Protection	 Respiratory Protection	Other: 1. Hi-Viz 2. Coveralls 3.
Emergency Procedures:							
	Name of Client or main contractor On-Site First Aider:						
	First Aid Box Location:						
	Location of Nearest Hospital:						
Welfare Requirements (toilets, drinking water, etc.)							
Services to be supplied by Others (Electricians for power, etc.)							
Other information & Comments							

All work will be undertaken by qualified competent persons with experience of the type of work described above, and in all cases in full accordance with safety procedures specified in the company's health and safety Policy.

Prepared by:
Position:
Reviewed by:
Position:

Date:

Date:

Revision number	Date	Document owner	Approved by	Page number
01	xx/xx/xx	Manager 1	Manager 2	80

Items Attached:	Yes	No
Sketches	<input type="checkbox"/>	<input type="checkbox"/>
Certification of Plant etc.	<input type="checkbox"/>	<input type="checkbox"/>
Programme of Work	<input type="checkbox"/>	<input type="checkbox"/>
Risk Assessments	<input type="checkbox"/>	<input type="checkbox"/>

Method Statement Briefing Record

Briefing delivered by:

Position:

Date:

We (the undersigned) have read and understood the attached method statement and will comply with the specified requirements and control measures. If the work activity changes or deviates from that originally envisaged, we will seek further advice and request an amended method statement.

Name (Print)	Signature	Date

PART 8 Related Policies

8.1 ABC Company Environmental Policy

ABC Company will seek to promote the conservation and sustainable use of natural resources and to minimise environmental pollution in all their activities and, where possible, by it's influence over others. We will strive for continual improvement in this area and take all reasonable measures to ensure our activities do not cause pollution.

We will at all times comply with the law in the ROI and with local bye laws in so far as they apply to the Environment. When setting performance targets for the company we will include measurable environmental targets and objectives.

The objective of this policy will be to identify our activities, analyse our environmental aspects and minimise the environmental impact of all operations.

All company personnel are trained on the environmental policy and strategy and its importance in mitigating and improving the company's environmental performance.

Measurable targets and objectives can be identified under:

- Consideration being given to substitution of polluting substances with "greener" alternatives wherever possible.
- Steps will be taken to minimise smoke, dust, noise, and vibration nuisance - the potential for which will be identified during the assessment process.
- All waste disposals shall be carried out by registered carriers and removed to registered disposal sites.
- Documentation shall be held to demonstrate compliance with this.
- Wherever possible waste shall be recycled, reclaimed or reused.
- Liquid pollutants will not be allowed to enter watercourses.
- All liquid storage will be bunded wherever there is a risk.

This policy will be enforced by managerial vigilance and shall be subject to regular auditing and review.

This policy will be made available to the Public.

Revision number	Date	Document owner	Approved by	Page number
01	xx/xx/xx	Manager 1	Manager 2	82

8.2 ABC Company Equality Policy

ABC Company are an equal opportunities Employer & thus, as laid out in this policy, seek to comply with all legal regulations & directives with regard to dealing with individuals or groups in a fair & legal way.

It is the policy of ABC Company to deal (employ, pay, consult, interview, speak to, and write to etc.) with any person/s equally & with dignity Regardless of disposition:

- Gender
- Race
- Colour
- Creed (Religious Persuasion)
- Nationality
- Disability or Physical Impairment
- Financial Status

ABC Company, its Management and Staff must uphold & comply with this policy. Failure to comply with this policy could result in immediate disciplinary action & possible dismissal.

Should any person cause harm, harass, sexually harass or disadvantage any of the above because of their disposition, that person/s will be reported to the Authorities & will be dealt with on a legal basis.

It is the overall policy of this company to practice equality & to be fair to all.

Revision number	Date	Document owner	Approved by	Page number
01	xx/xx/xx	Manager 1	Manager 2	83